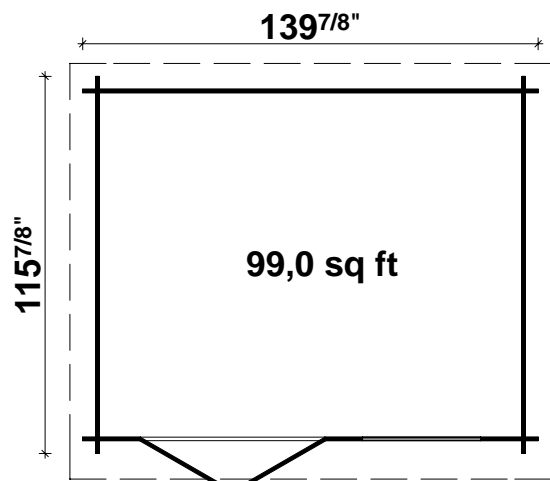


Techn. Data: Nevada 28















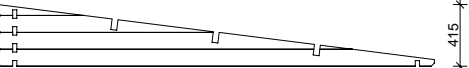










Log length (W x D): 139 7/8" x 115 7/8"

Wall size(outside): 132" x 108" · Log thickness: 1 1/8"




Note: All dimensions are approximate !

Nevada 28 - 355 x 294 cm

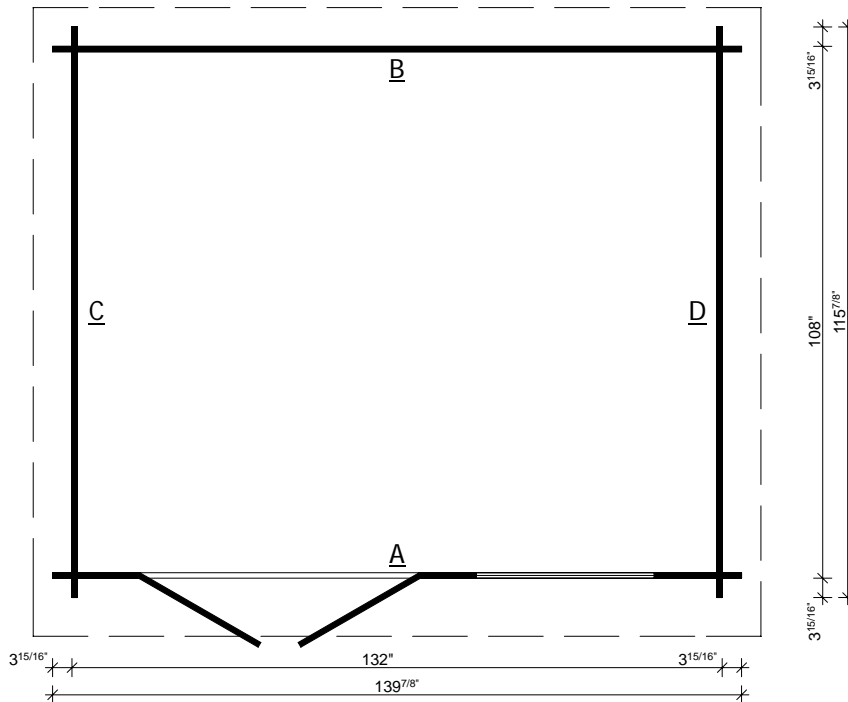
Nr	Description	Profile mm	Lenght mm	Amount
1	Foundation 	□ 45x70	3343	2
2	Foundation 		2643	10
3			3553	2
4			3553	16
5			2943	32
6			1663	13
7			450	21
8			293	4
9			--	--
10			--	--
11			--	--
12			3753	2
13	Purlin 		3753	3
14	Gable 		2943	2
15	Door ca. 1425 x 1890 mm			1
16	Window ca. 915 x 420 mm			1
17	Roofing felt			--
18	Roof boards	Vers. 1 > 	--	--
		Vers. 2 > 	3295	35+1
19	Floor boards	Vers. 1 > 	--	--
		Vers. 2 > 	3295	25+1
20	Fascia boards 	18x115	3295	2
21	Roofing felt fillet	16x35	3340	2
22	Eavesboard	18x115	3795	2
23	Eavesboard	25x38	3753	2
24	Rhomb 			--
25	Baseboard 			ca. 12 m
26	Screws 4,0 x 40			1 packet
27	Nails 2,2 x 50			1 packet
28	Storm braces		2150/1770	2/2
29	M 8 x 60, Nut , Washer			12
30	Roofing felt nails 2,8 x 15			-
31	Hitblock		300-400	

Nevada 28 - 355 x 294 cm

Foundation

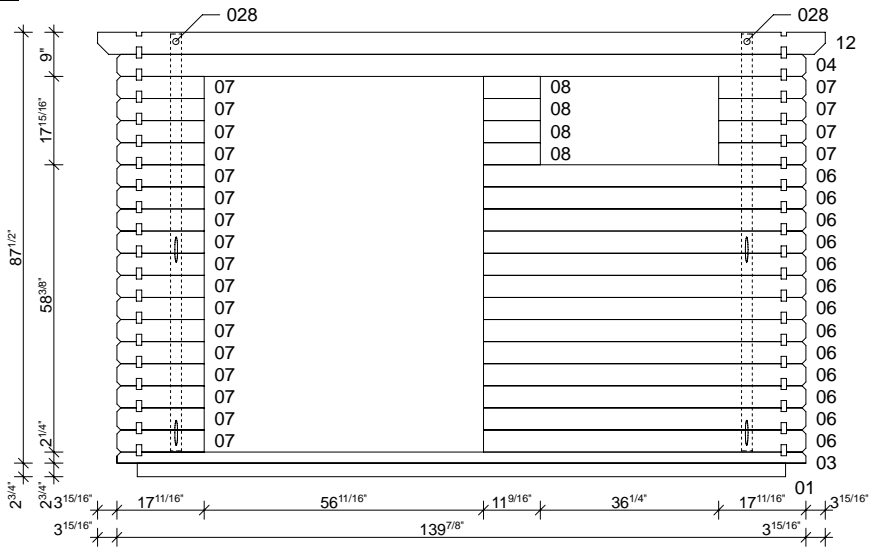


Groundplan

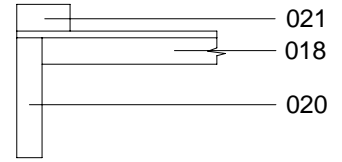


Nevada 28 - 139 7/8" x 115 7/8"

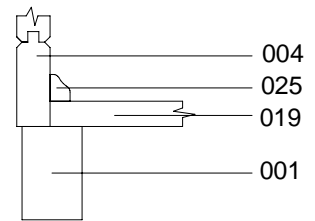
A




A-A



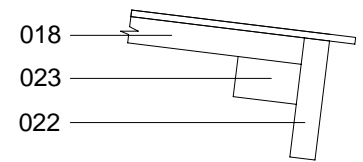
B-B



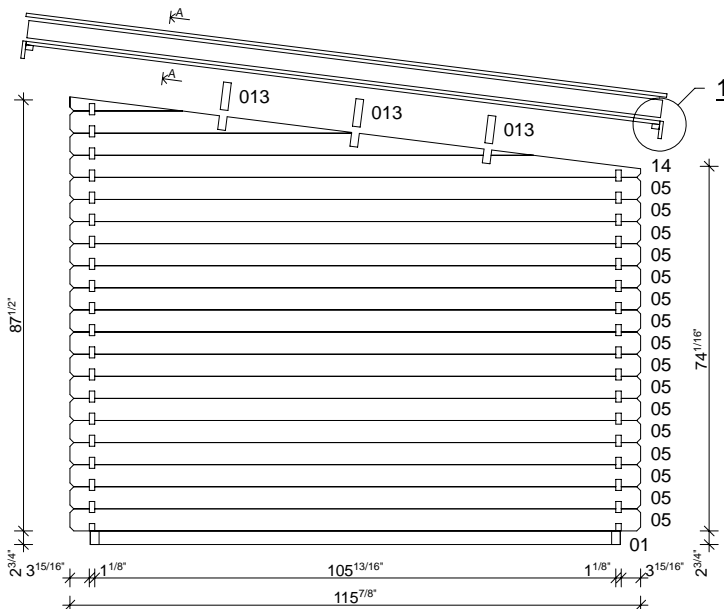
B



1




C, D

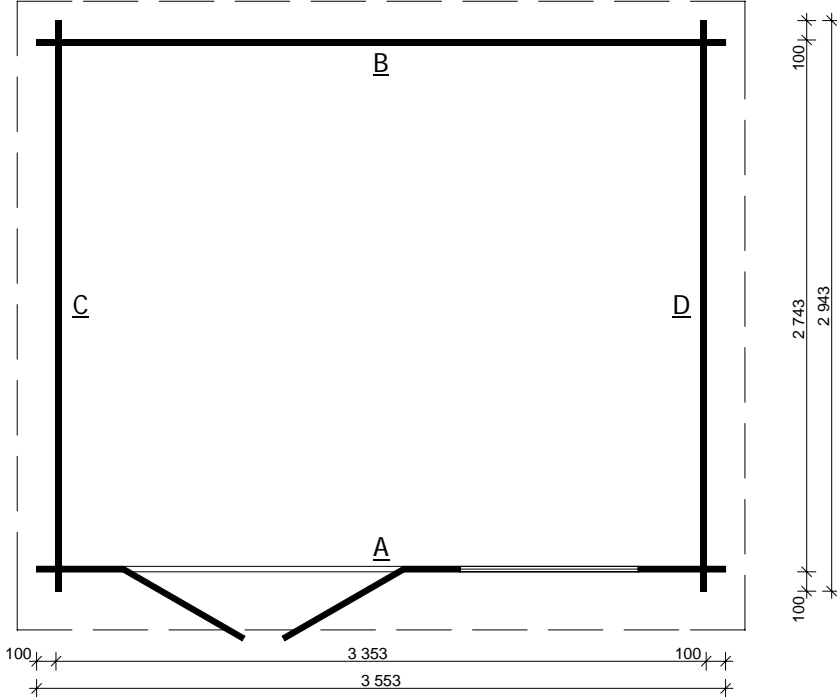


Nevada 28 - 355 x 294 cm

Foundation




Groundplan

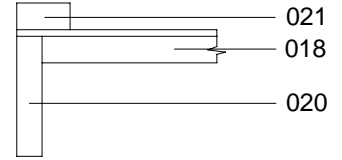


Nevada 28 - 355 x 294 cm

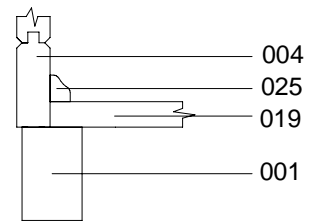
A




A-A



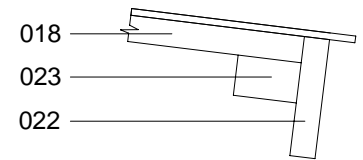
B-B



B



1



C, D

