
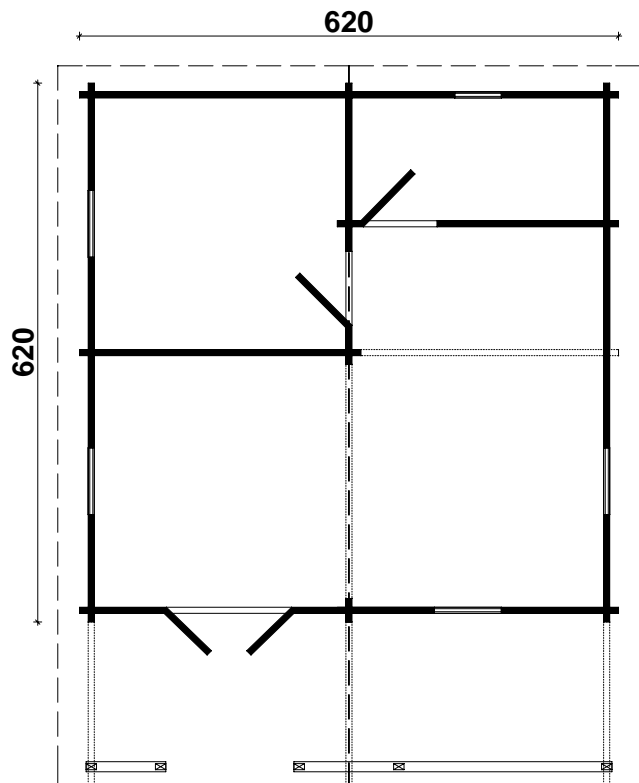
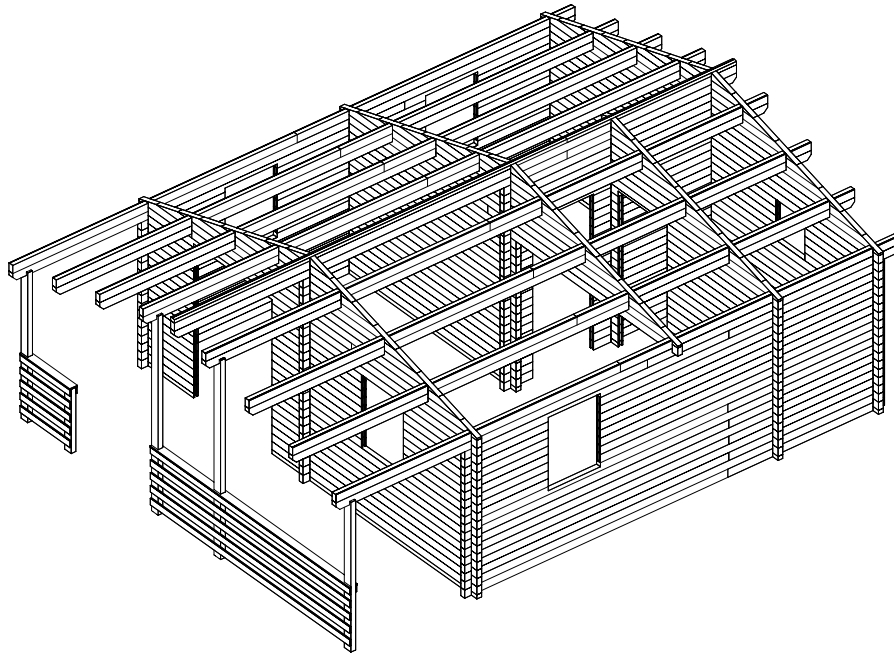


# Techn. Data: Petra without floor






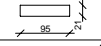



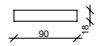
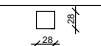








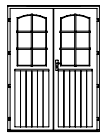



Log length (W x D): 620 x 620 cm

Wall size(outside): 600 x 600 cm · Log thickness: 70 mm


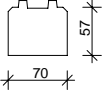
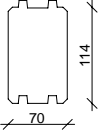




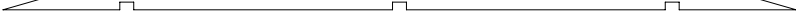



Note: All dimensions are approximate !

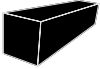


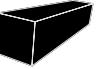







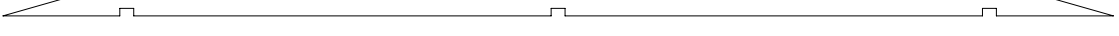
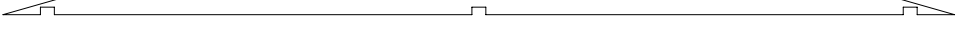
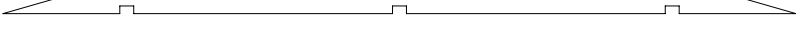
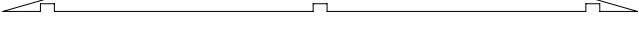
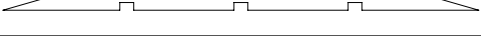








# Petra 70 mm w/o floor / 620 x 620 cm - Specification

Nr.		 mm	 mm	 x
EX01	Foundation joist	70 x 60	5970	2
EX02			2950	1
EX03			5830	2
EX04			2880	2
EX05			--	--
EX06	Floor board		--	--
EX07			--	--
EX08	Terrace board		--	--
EX09	Roof board		3530	152+2
EX10	Fascia board 		3570	4
EX11	Gable edge board		3570	4
EX12	Eave edging		4150	4
EX13	Eave edging slat		4150	4
EX14	Diamond			2
EX15	Baseboard		--	
EX16	Storm rod	∅ 10	2315/180	6/1
EX17	Nut, washer			14
EX18	Dowel	∅ 16	150	180
EX19	Post 	70 x 120	2095	2
EX20			2775	2
EX21			Post 	900
EX22	Adjustable postfoot			4+1
EX23	Board 		920/3660	1/1
EX24				920/3660
EX25	Screws 4,0 x 40; 4,5 x 70; 5,0 x 100			1 Bag
EX26	Nails 2,2 x 50			1 Bag
EX27	Hit block	70 x 114	300-400	
EX28	Double door 1425 x 2090 mm / DG 70 mm - R			1
EX29	Door 890 x 2090 mm / 70 mm - R			2
EX30	Window 765 x 990 mm DG 70 mm			4
EX31	Window 530 x 530 mm DG 70 mm			1






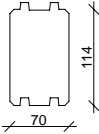







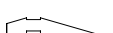




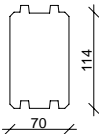



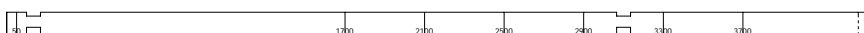

## Petra 70 mm w/o floor / 620 x 620 cm - B

Nr.		 mm	 mm	 x
<b>B01</b>			1000	1
<b>B02</b>				3760
<b>B03</b>			1000	18
<b>B04</b>			3760	9
<b>B05</b>			1640	9
<b>B06</b>			1350	9
<b>B07</b>			3100	1
<b>B08</b>			3100	1
<b>B09</b>			3900	1
<b>B10</b>			2300+14	1
<b>B11</b>			5580	1
<b>B12</b>			4783	1
<b>B13</b>		3986	1	
<b>B14</b>		3189	1	
<b>B15</b>		2392	1	
<b>B16</b>		1595	1	
<b>B17</b>		797	1	






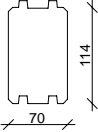

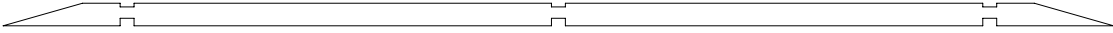
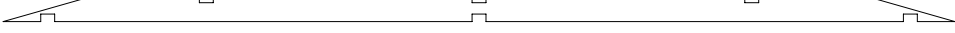
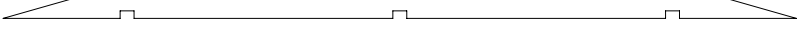
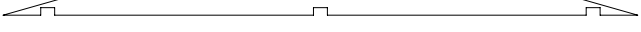
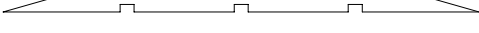
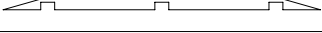


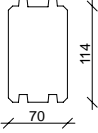


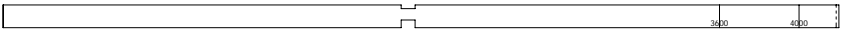
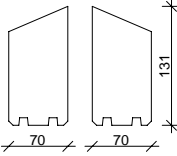


## Petra 70 mm w/o floor / 620 x 620 cm - C; D

Nr.		 mm	 mm	 x
<b>C01</b>			3235	1
<b>C02</b>			3235	18
<b>C03</b>			2300+14	1
<b>C04</b>			3900	1
<b>C05</b>			2700+14	1
<b>C06</b>			3500	1
<b>C07</b>			5580	1
<b>C08</b>			4783	1
<b>C09</b>			3986	1
<b>C10</b>			3189	1
<b>C11</b>			2392	1
<b>C12</b>			1595	1
<b>C13</b>			797	1
<b>D01</b>			300	1
<b>D02</b>			2035	1
<b>D03</b>			300	18
<b>D04</b>			2035	18
















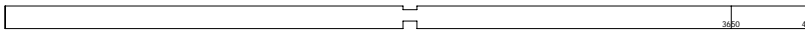













## Petra 70 mm w/o floor / 620 x 620 cm - D; E

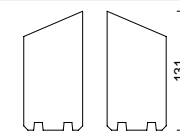
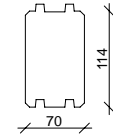
Nr.		 mm	 mm	 x	
D05			3235	1	
D06			3235	1	
D07			2925	1	
D08			2527	1	
D09			2128	1	
D10			1729	1	
D11			1331	1	
D12			932	1	
D13			534	1	
E01				3100	1
E02				3100	1
E03				2300+14	7
E04				3900	7
E05		1640		9	
E06		1350		9	
E07		3100		1	
E08		3100		1	

## Petra 70 mm w/o floor / 620 x 620 cm - E; DB






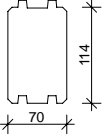









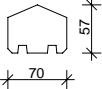
Nr.		 mm	 mm	 x
<b>E09</b>			2300+14	1
<b>E10</b>			3900	1
<b>E11</b>			5580	1
<b>E12</b>			4783	1
<b>E13</b>			3986	1
<b>E14</b>			3189	1
<b>E15</b>			2392	1
<b>E16</b>			1595	1
<b>E17</b>			797	1
<b>DB01</b>			5000	6
<b>DB02</b>			3300	3
<b>DB03</b>			3300	3
<b>DB04</b>			4200	6(3+3)
<b>DB05</b>			4100+14	3(3+0)
<b>DB06</b>			4100+14	3(0+3)

# Petra 70 mm w/o floor / 620 x 620 cm - 1

Nr.		 mm	 mm	 x
101		          	3900	4
102			2300+14	4
103			3100	4
104			3100	4
105			3900	1
106			2300+14	1
107			3900	1
108			2300+14	1
109			1235	16
110			2190	8
111			5000	1
112			3300	1
113			4200	1(1+0)
114			4100+14	1(1+0)







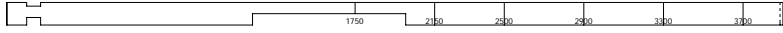




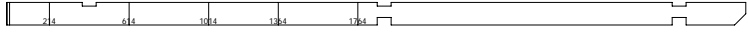

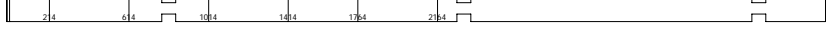




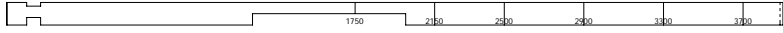




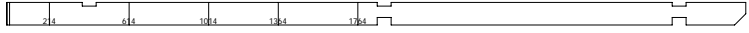

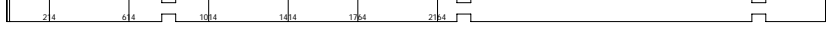


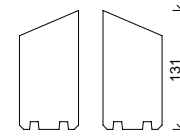
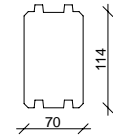
## Petra 70 mm w/o floor / 620 x 620 cm - 2

Nr.		 mm	 mm	 x
201			270	25
202			425	19
203			1910	19
204			--	--
205			3235	6
206			5800	1
207			2500+14	1
208			5000	1
209			3300	1
210			5800	1
211				2500+14

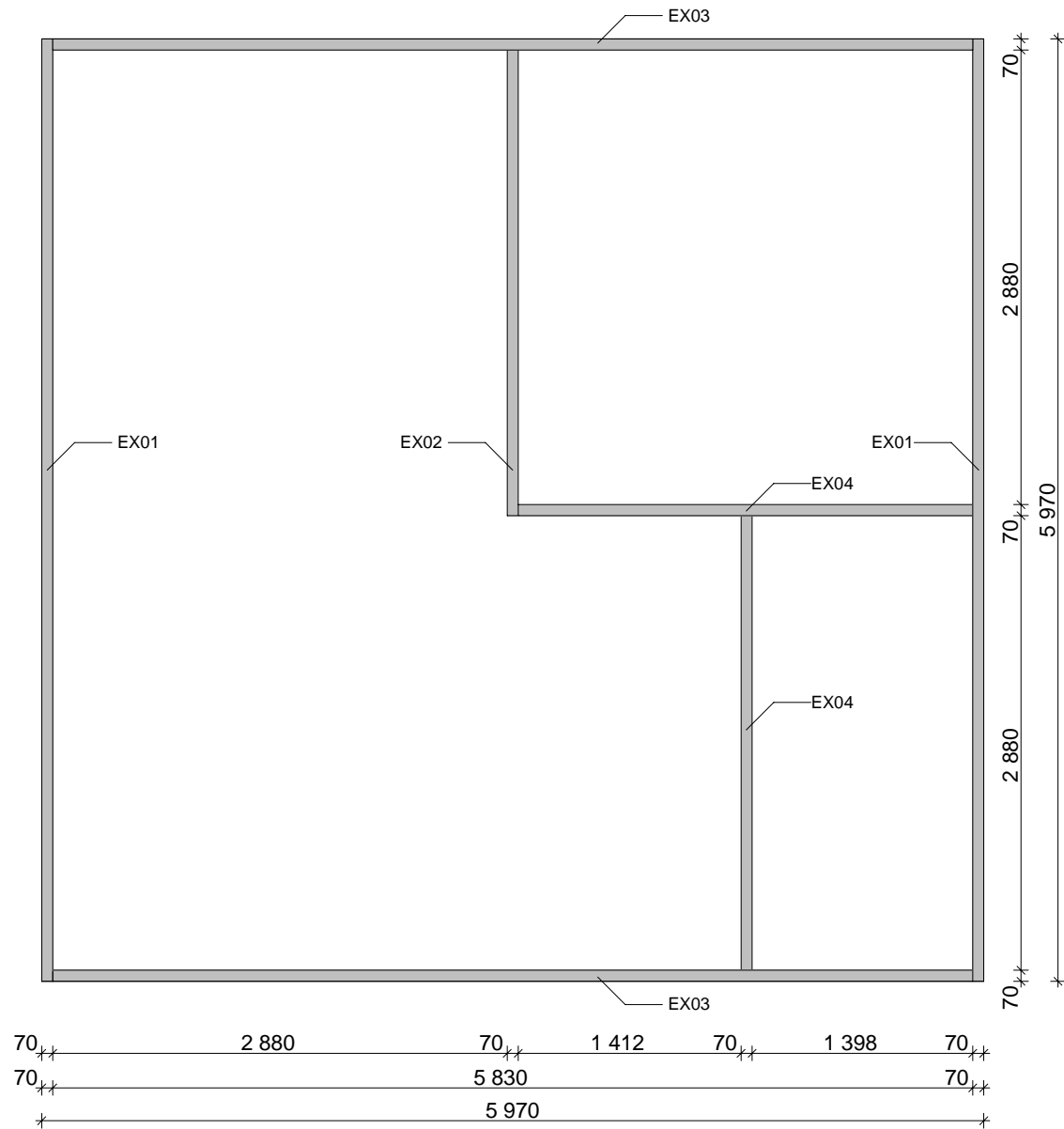


## Petra 70 mm w/o floor / 620 x 620 cm - 3

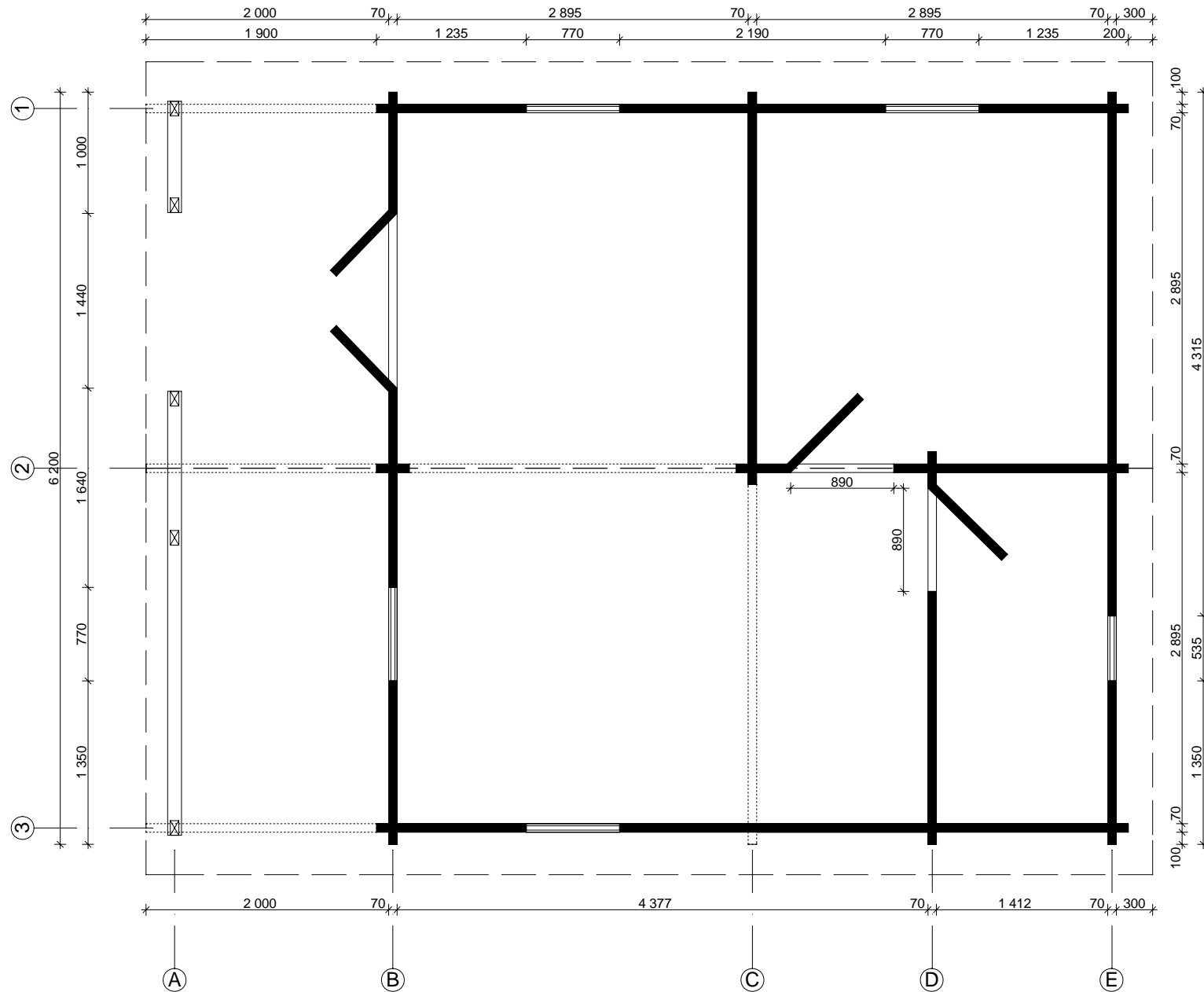
Nr.		 mm	 mm	 x
301		        	3900	4
302			2300+14	5
303			4583	4
304			1618	4
305			3900	1
306			3900	1
307			4195	8
308			1235	8
309			2300+14	1
310			4600	1
311			3700+14	1
312			4200	1(0+1)
313			4100+14	1(0+1)



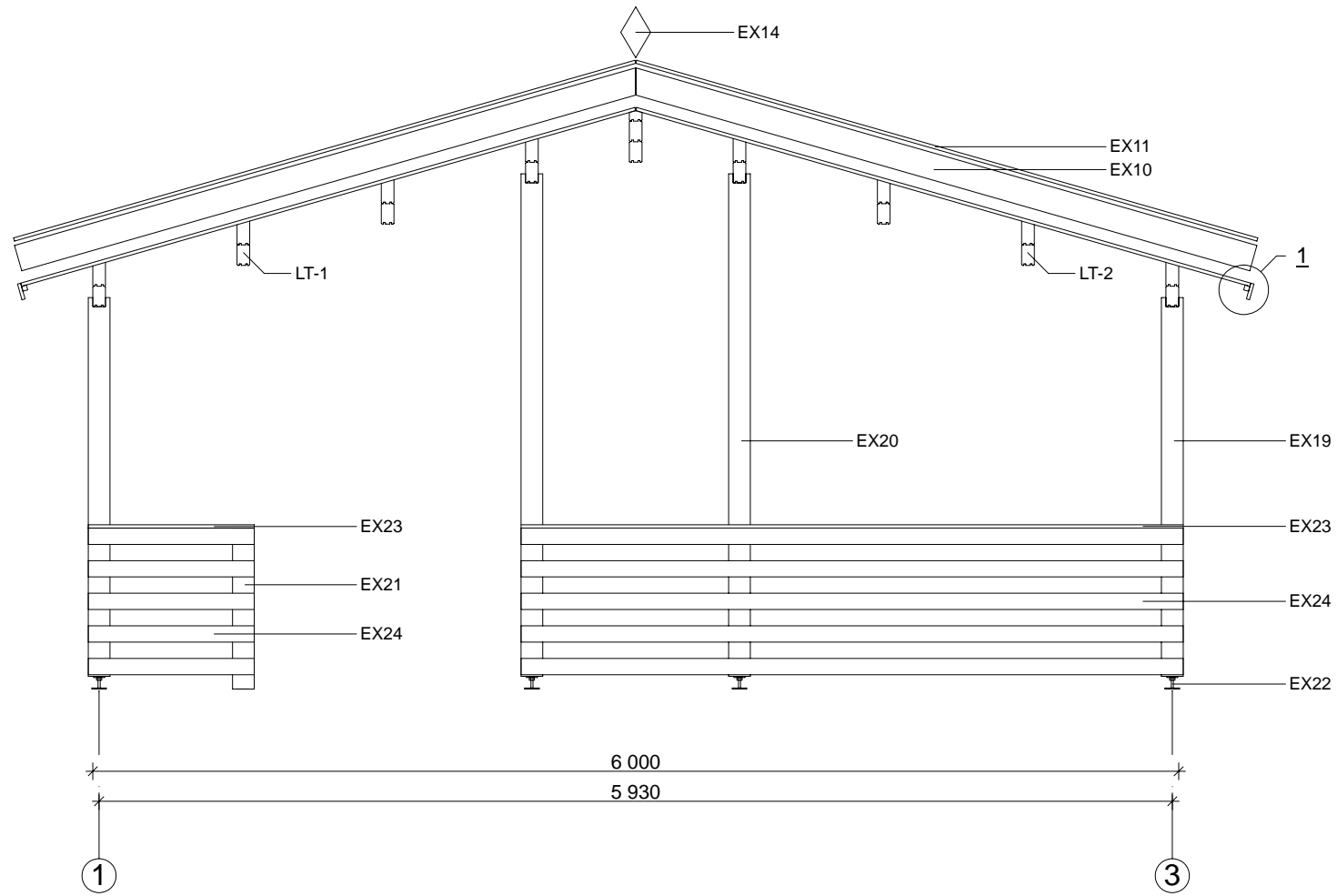
# Petra 70 mm w/o floor / 620 x 620 cm - Foundation joist



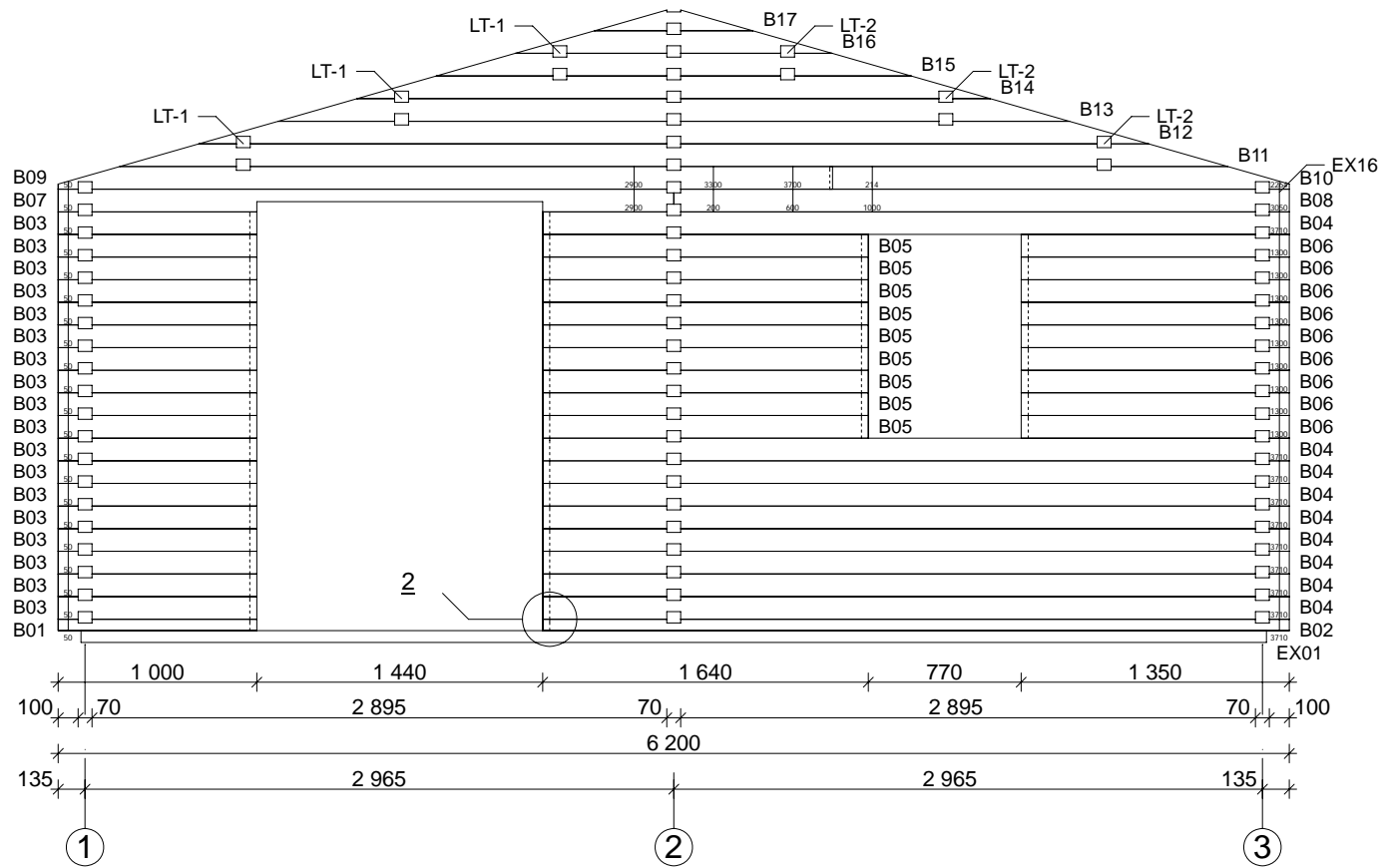
# Petra 70 mm w/o floor / 620 x 620 cm - Ground plan



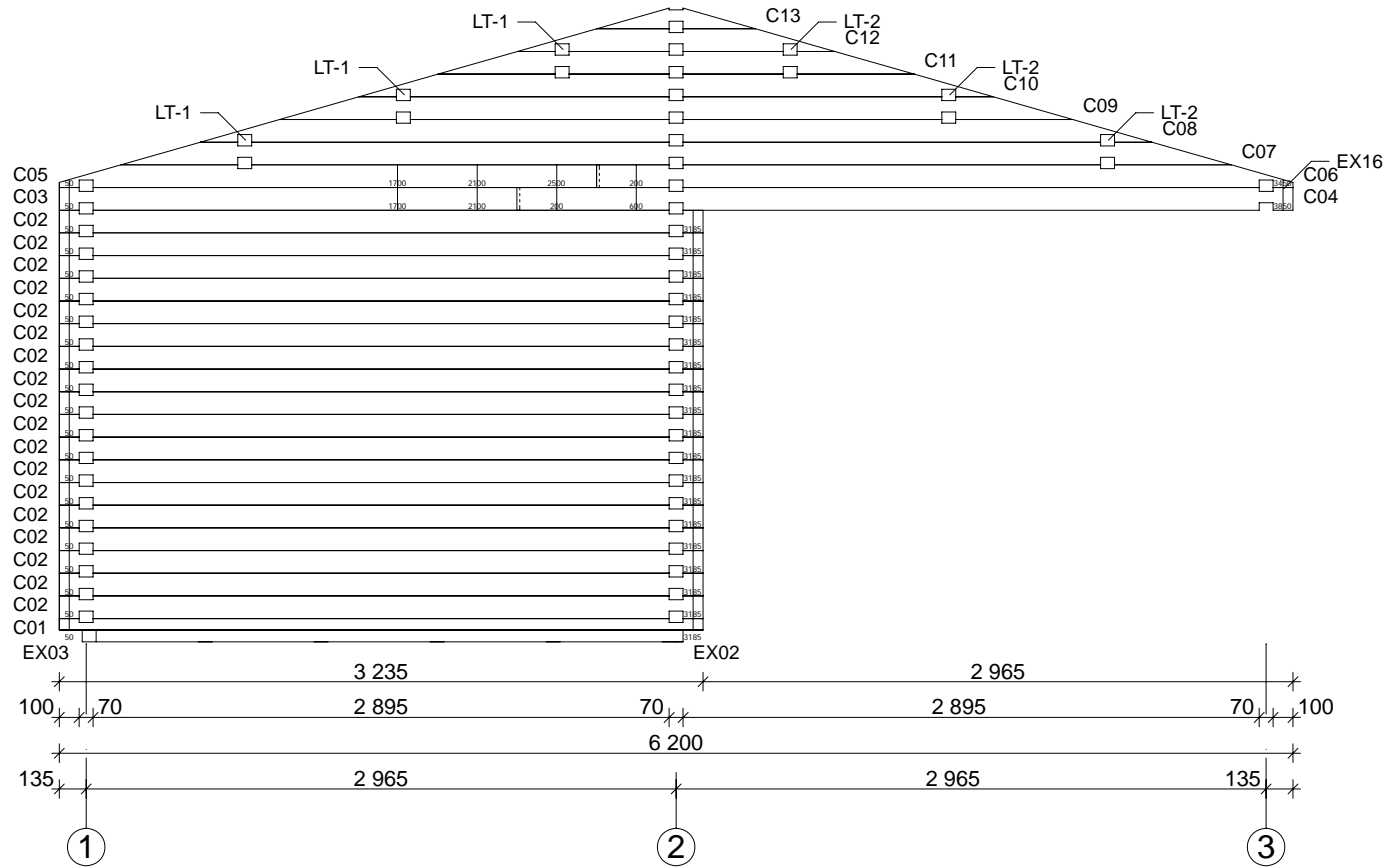
# Petra 70 mm w/o floor / 620 x 620 cm - A




# Petra 70 mm w/o floor / 620 x 620 cm - B




# Petra 70 mm w/o floor / 620 x 620 cm - C



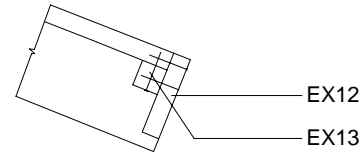
# Petra 70 mm w/o floor / 620 x 620 cm - D



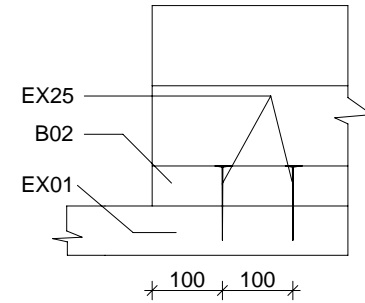
**A-A**



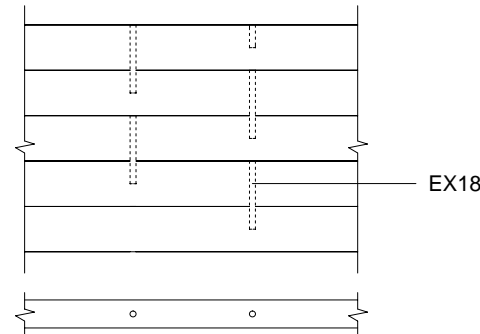
**1**



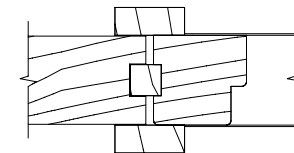
**2**



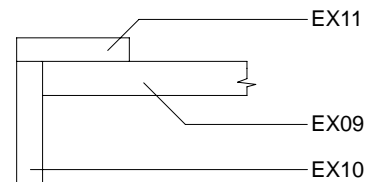
**3**



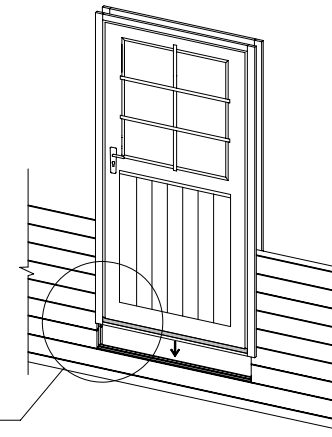
**4**



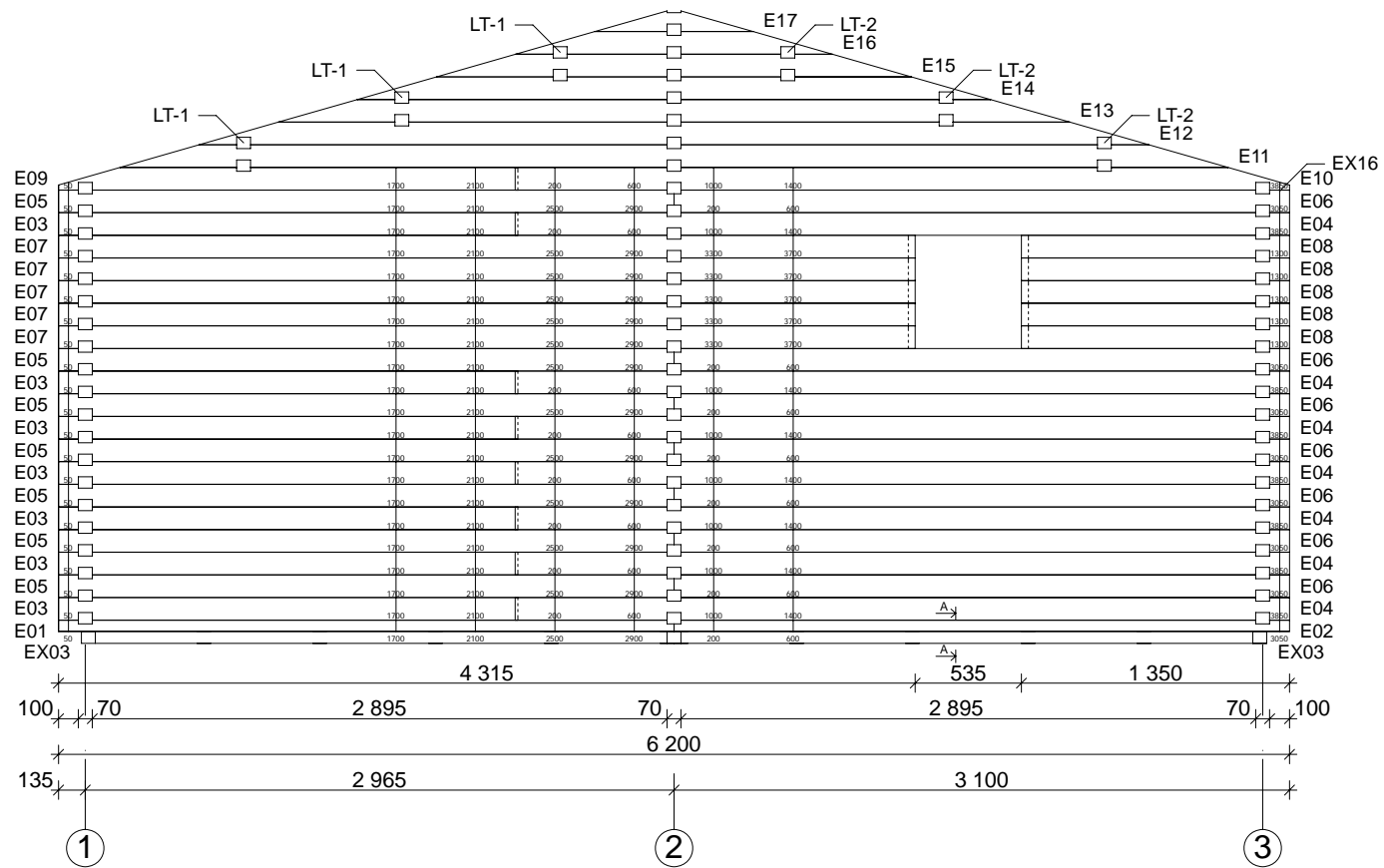
**B-B**



**4**

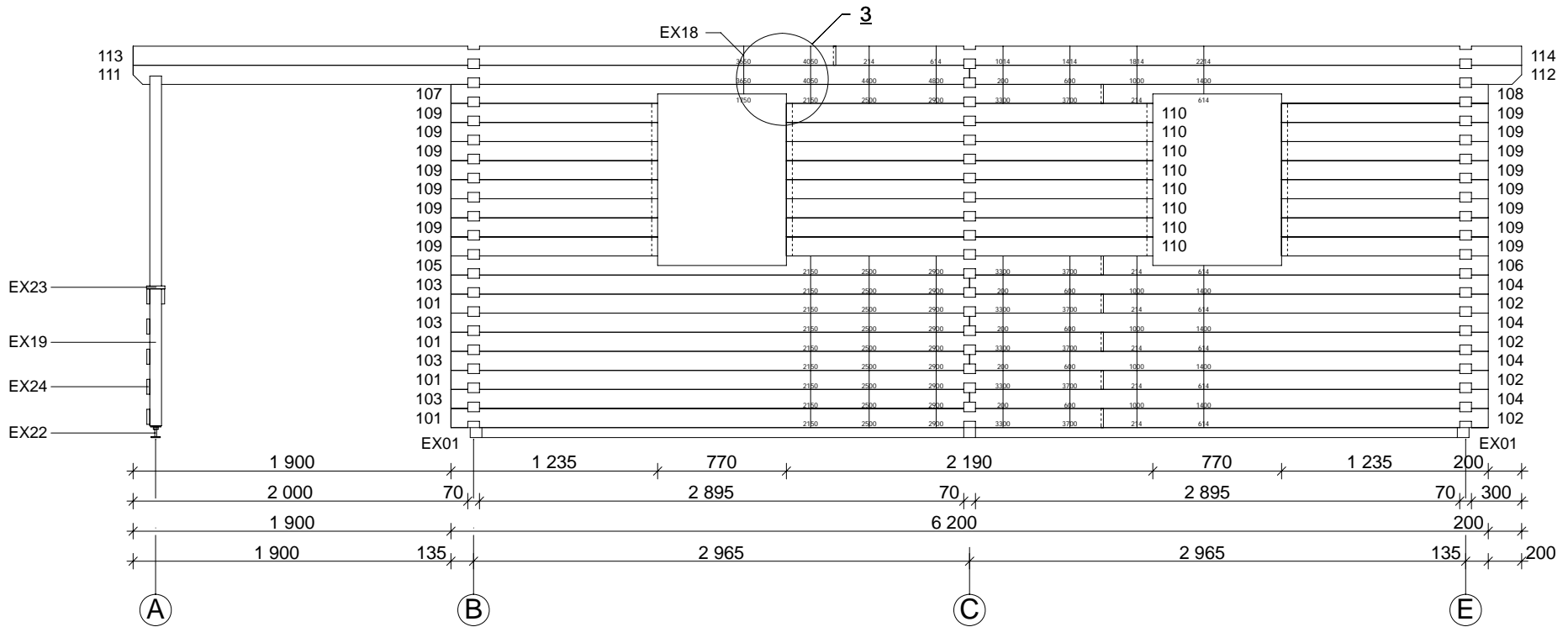


# Petra 70 mm w/o floor / 620 x 620 cm - E






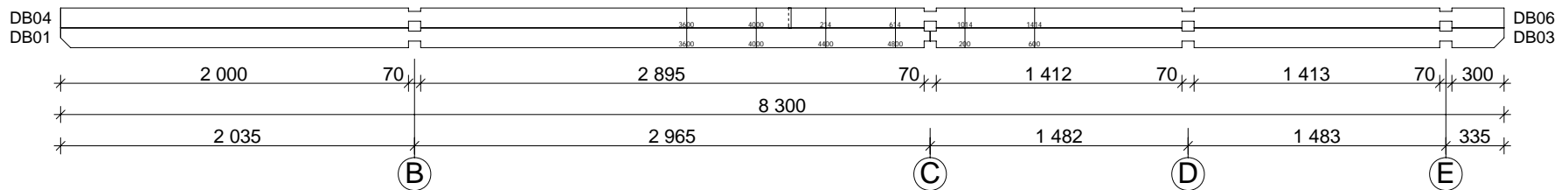
# Petra 70 mm w/o floor / 620 x 620 cm - 1; LT



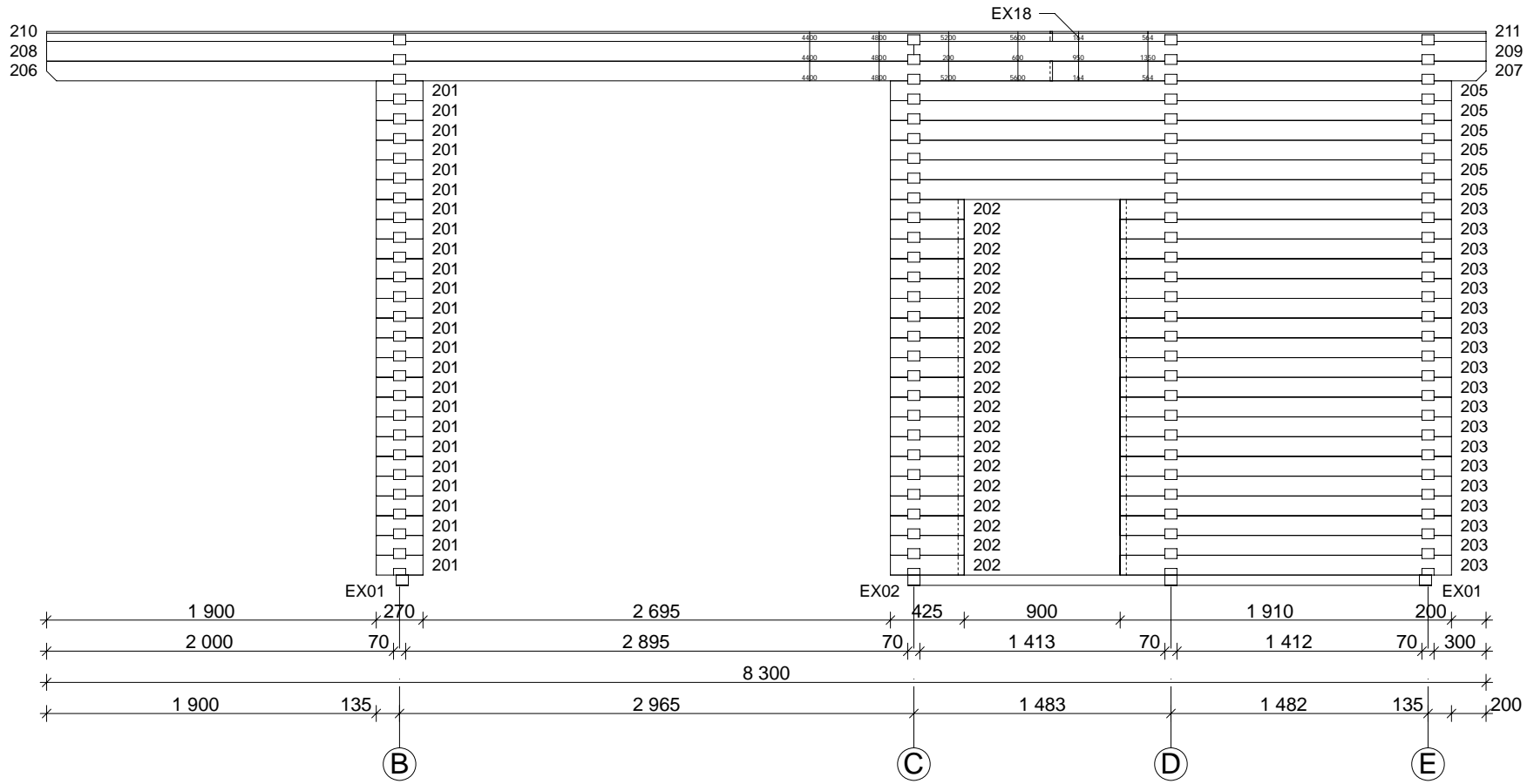
## LT-1



## LT-2



# Petra 70 mm w/o floor / 620 x 620 cm - 2



# Petra 70 mm w/o floor / 620 x 620 cm - 3

