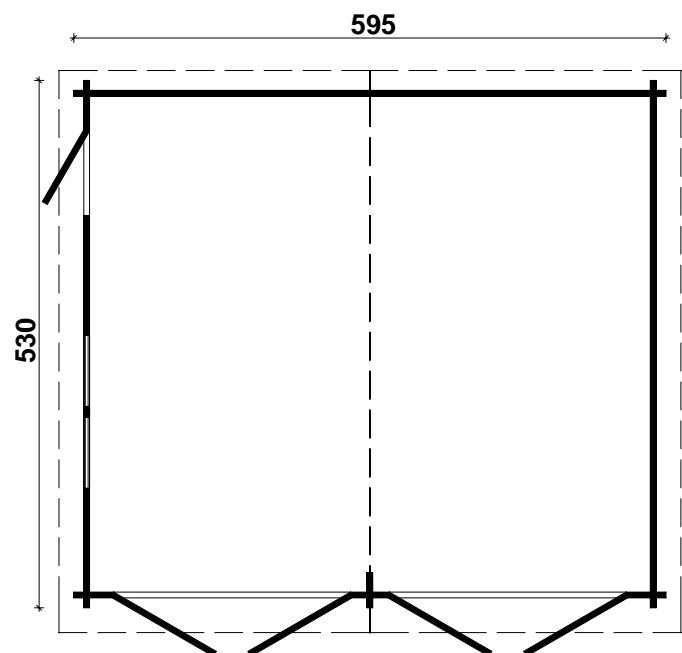


# Techn. Daten Garage D








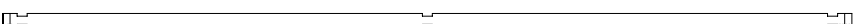

















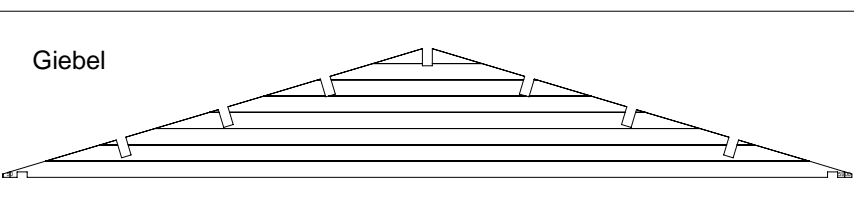






Bohlenaußenmaß (B x T): 595 x 530 cm

Wandaußenmaß: 575 x 510 cm - Bohlenstärke: 70 mm





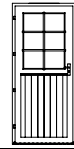
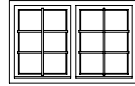


Achtung : Alle angegebenen Maße sind ca. - Maße !

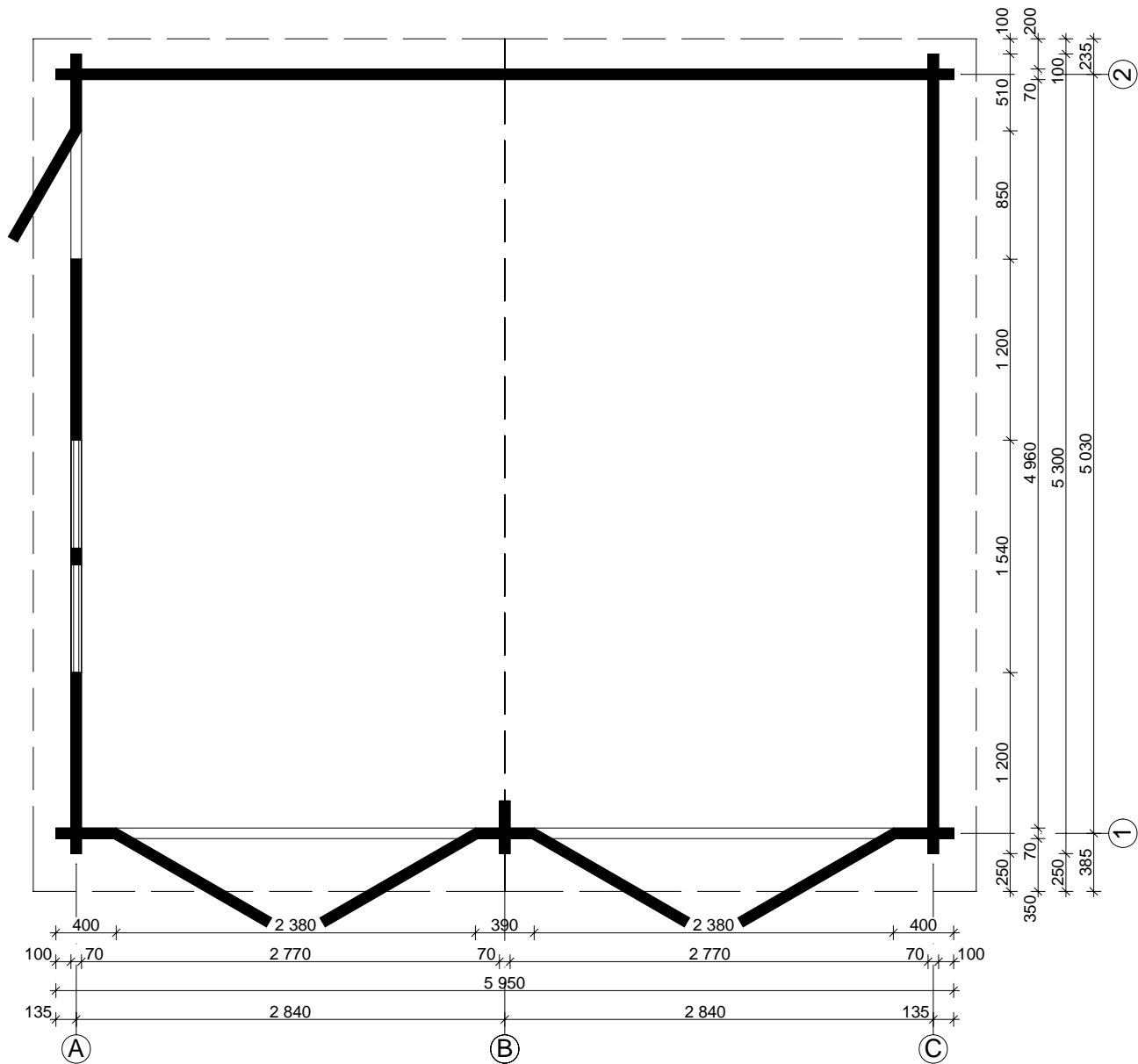
## Garage D 70 mm / 595 x 530 cm - Teileliste

| Nr. | Beschreibung   | Profil mm   | Länge mm  | Stück    |        |   |
|-----|--|---|---|----------|--------|---|
| 001 | Fundament  | 28 x 55   | 5744  | 2        |        |   |
| 002 |  |   | 4984  | 2        |        |   |
| 003 |  |   | 132   | 1        |        |   |
| 004 |                                |    | 5950  | 1        |        |   |
| 005 |                                 |   | 400   | 2        |        |   |
| 006 |                                 |   | 390   | 1        |        |   |
| 007 |                                 |   | 350   | 1        |        |   |
| 008 |                                |   | 5950  | 18       |        |   |
| 009 |                                |   | 5950  | 1        |        |   |
| 010 |                                 |   | 5300  | 17       |        |   |
| 011 |                                 |   | 3940  | 8        |        |   |
| 012 |                                 |   | 1200  | 9        |        |   |
| 013 |                                 |   | 510   | 17       |        |   |
| 014 |                                 |   | 400   | 34       |        |   |
| 015 |                               |   | 350   | 19       |        |   |
| 016 |                               |   | 1200  | 9        |        |   |
| 017 |                               |   | 390   | 17       |        |   |
| 018 |                               |   | 5650  | 2        |        |   |
| 019 | Abgeschrägte Vordachbohle<br> |   |  | 5650     | 2(1+1) |   |
| 020 | Dachbalken<br>                |   |  | 70 x 210 | 5650   | 6 |
| 021 | Dachbalken<br>                |   |  | 70 x 210 | 5650   | 1 |
| 022 | Giebel<br>                   |  | 5950  | 1        |        |   |
| 023 | Giebel<br>                   |   | 5950  | 1        |        |   |
| 024 | Dachbretter<br>               |  | 3260  | 104+2    |        |   |
| 025 | Giebelblende<br>              |  | 3300  | 4        |        |   |
| 026 | Giebelabschlussbrett<br>      |  | 3300  | 4        |        |   |

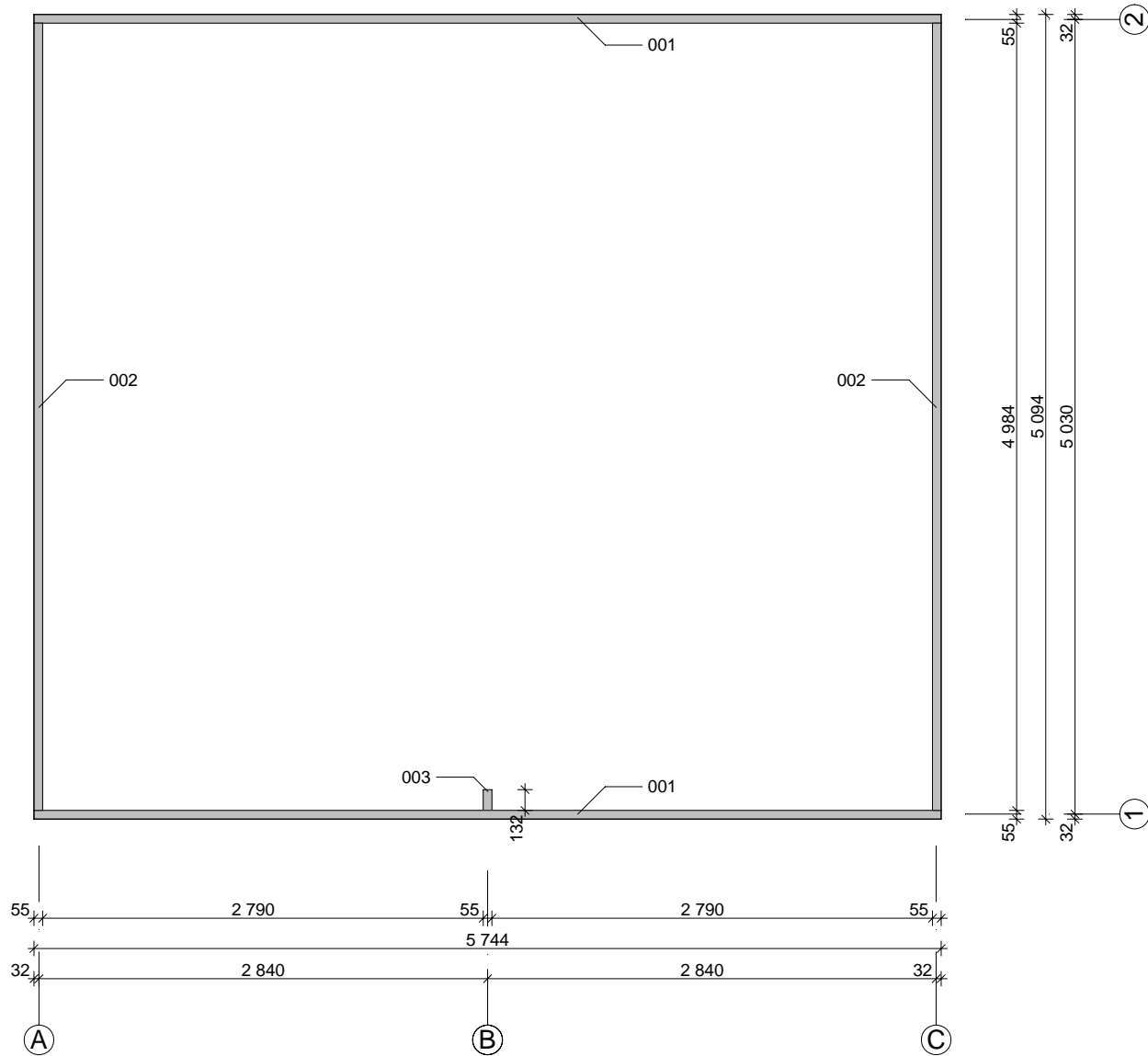
## Garage D 70 mm / 595 x 530 cm - Teileliste

| Nr. | Beschreibung                            | Profil mm   | Länge mm | Stück    |
|-----|---|---|----------|----------|
| 027 | Traufenbrett                            |    | 5650     | 2        |
| 028 | Traufenleiste                           |    | 2825     | 4        |
| 029 | Raute                                   |    |          | 2        |
| 030 | Dachpappe                               |   | 5750     | 8        |
| 031 | Gewindestangen                          | ∅ 10  | 2200     | 4        |
| 032 |   |   | 2260     | 2        |
| 033 | Mutter, Scheibe                         |   |          | 12       |
| 034 | Schrauben 4,0 x 40, 5,0 x 70, 5,0 x 100 |   |          | 1 Beutel |
| 035 | Nägel 2,5 x 50                          |   |          | 1 Beutel |
| 036 | Nägel 3,0 x 15                          |   |          | 1 Beutel |
| 037 | Schlaghölzer                            | 70 x 114  | 300-400  | ca. 3    |
| 038 | Doppeltür 2370 x 1955 mm - 70 mm - R    |   |          | 2        |
| 039 | Einzeltür 840 x 1890 mm - ISO 70 mm - L |  |          | 1        |
| 040 | Doppelfenster 1530 x 990 mm - ISO 70 mm |  |          | 1        |

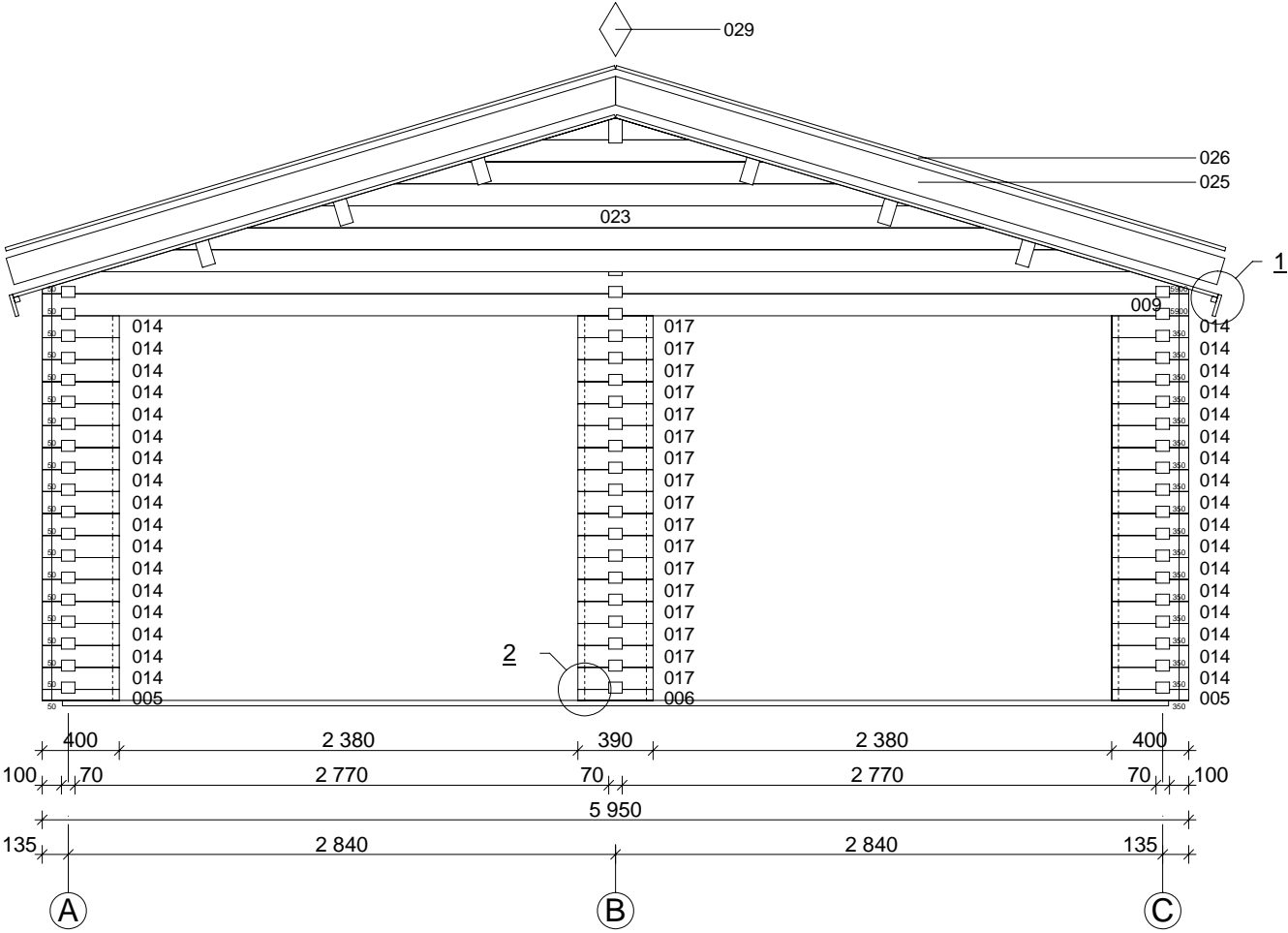
# Garage D 70 mm / 595 x 530 cm - Wandplan



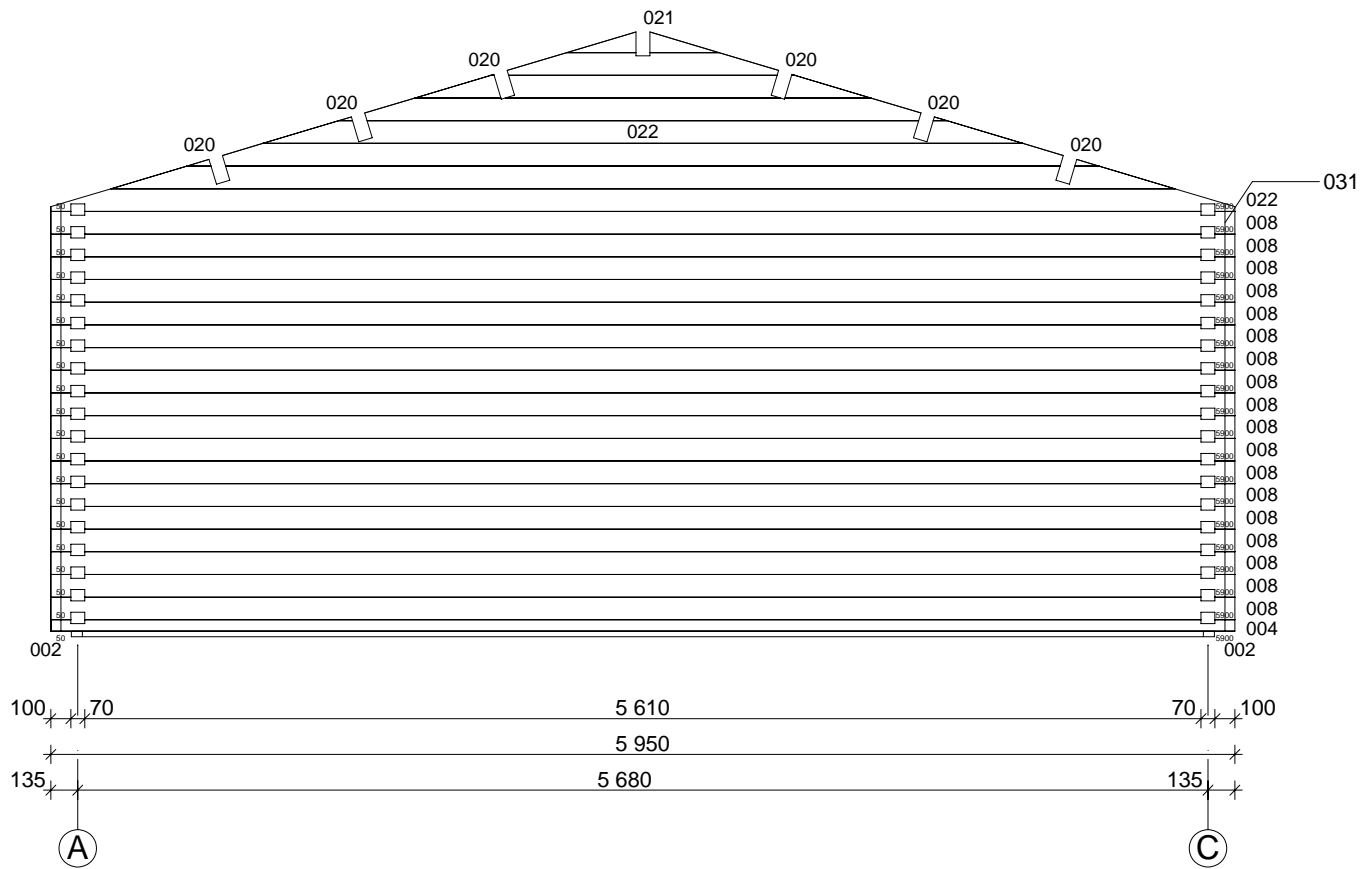
# Garage D 70 mm / 595 x 530 cm - Fundamentplan



# Garage D 70 mm / 595 x 530 cm - Wand 1




# Garage D 70 mm / 595 x 530 cm - Wand 2

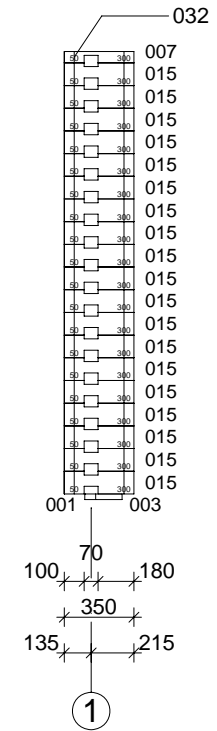


# Garage D 70 mm / 595 x 530 cm - Wand A, Wand B

**A**



**B**





# Garage D 70 mm / 595 x 530 cm - Wand C

