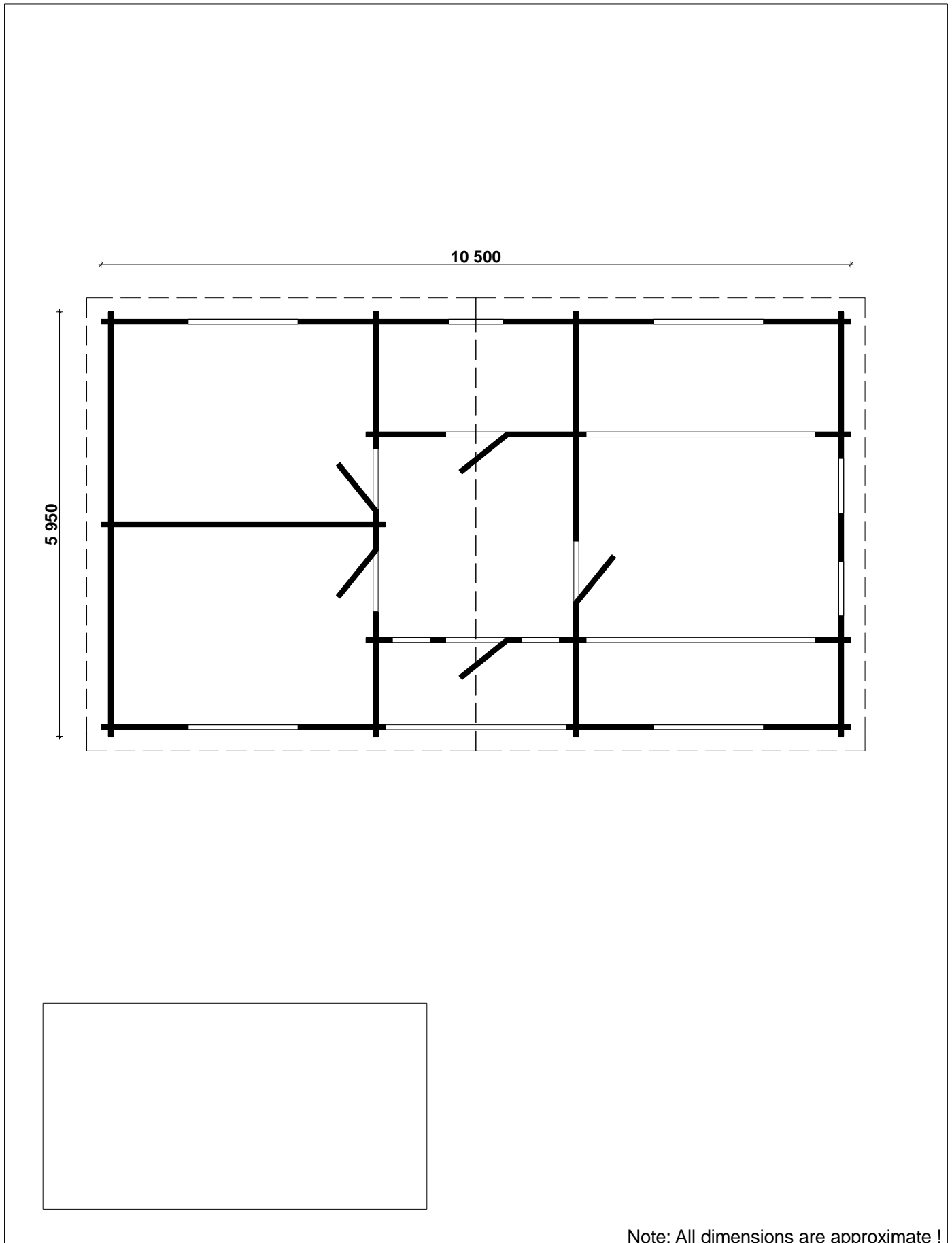


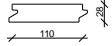



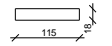

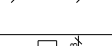
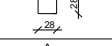


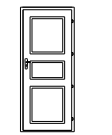

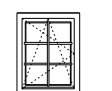
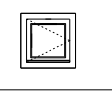
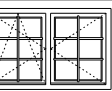
Techn. Data: Kristi

Log length (W x D): 1050 x 595 cm


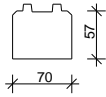

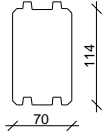









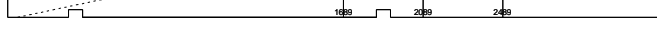
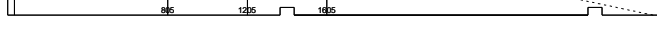





Wall size(outside): 1030 x 575 cm · Log thickness: 70 mm




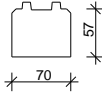


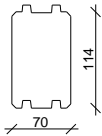
















Kristi 70 mm / 1050 x 595 cm - Specification

Nr.	Description	Profile mm	Length mm	Quantity
EX01	Foundation beam	70 x 60	3750	4
EX02			2770	3
EX03			5580	16
EX04			4360	6
EX05			456	11
EX06	Floor board		3637	102+2
EX07			2740	40+1
EX08	Roof board		5570	116+2
EX09	Facia board 		5620	4
EX10				5620
EX11	Eave edging		5620	4
EX12	Roof edge reinforcement		3175	4
EX13	Roof edge reinforcement		3175	4
EX14	Diamond			2
EX15	Baseboard		ca. 64,0 m	
EX16	Roofing felt			Roll
EX17	Storm braces	∅ 10	2200	7
EX18	Nut, washer			14
EX19	Dowel	∅ 16	150	150
EX20	Screws 4,0 x 40, 5,0 x 100,			1 Bag
EX21	Nails 2,2 x 50, 2,5 x 70, 3,0 x 15			1 Bag
EX22	Hit block	70 x 114	300-400	6
EX23	Door 840 x 1955 mm/70 mm - R			1
EX24	Door 840 x 1955 mm/70 mm - L+R			4(2+2)
EX25	Window 765 x 990 mm - ISO / 70 mm			3
EX26	Window 530 x 530 mm - ISO / 70 mm			2
EX27	Double window 1530 x 990 mm - ISO / 70 mm			4


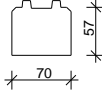

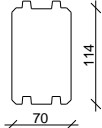











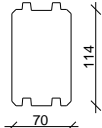



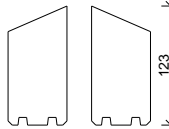

Kristi 70 mm / 1050 x 595 cm - Wall A

Nr.	Description	Profile mm	Length mm	Quantity
A01			3980	2
A02			3980	16
A03			3980	2
A04			1220	36
A05			3445+19	2
A06			3610	1
A60			3610	1
A07			3510	2
A08			2810	2
A09			2570+19	2
A10			2429	2
A11			3294+19	1
A12			3293	1
A13			5506	1
A14			4425	1
A15			3344	1
A16			2263	1
A17			1181	1


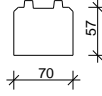


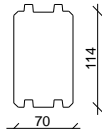













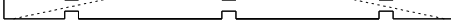

Kristi 70 mm / 1050 x 595 cm - Wall B

Nr.	Description	Profile mm	Length mm	Quantity
B01			1115	2
B02			500	1
B03			1115	24
B04			500	17
B05			370	10
B06			205	10
B07			2065+19	2
B08			4725	1
B09			2945	1
B10			3845	1
B11			4390	1
B12			5915	1
B13			5374	1
B14			4834	1
B15			4293	1
B16			3753	1
B17			3212	1
B18			2263	1
B19			1181	1

Kristi 70 mm / 1050 x 595 cm - Wall C; Roof beams

Nr.	Description	Profile mm	Length mm	Quantity
C01			3980	1
C02			3980	18
C03			3980	1
C04			3645	1
C05			3105	1
C06			2564	1
C07			2024	1
C08			1483	1
C09			943	1
C10			402	1
DB01				6350
DB02			6350	1
DB03			6350	6
DB04			6350	3
DB05			6350	5(1+4)
DB06			6350	3(3+0)


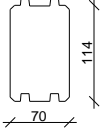


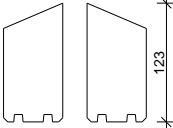
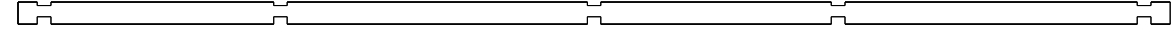
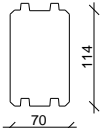




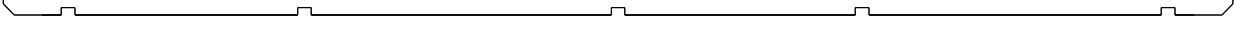
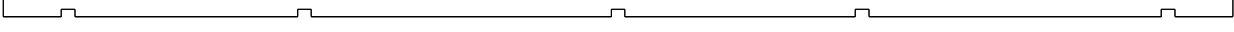
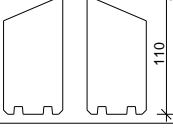
Kristi 70 mm / 1050 x 595 cm - Wall D

Nr.	Description	Profile mm	Length mm	Quantity
D01			1115	2
D02			500	1
D03			1115	33
D04			1115	1
D05			500	17
D06			2145+19	2
D07			4645	1
D08			2945	1
D09			3845	1
D10			4310	1
D11			5915	1
D12			5374	1
D13			4834	1
D14			4293	1
D15			3753	1
D16			3212	1
D17			2263	1
D18			1181	1


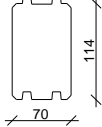

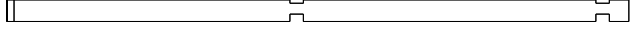



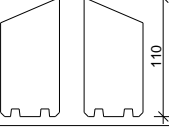

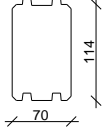





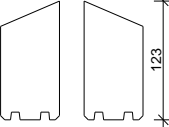
Kristi 70 mm / 1050 x 595 cm - Wall E

Nr.	Description	Profile mm	Length mm	Quantity
E01			3845	2
E02			2810	1
E03			3445+19	8
E04			3610	6
E05			3845	10
E06			2810	7
E07			1220	18
E08			2105	18
E09			3445+19	2
E10			3510	2
E11			2570+19	2
E12			2429	2
E13			3294+19	1
E14			3293	1
E15			5506	1
E16			4425	1
E17			3344	1
E18			2263	1
E19			1181	1

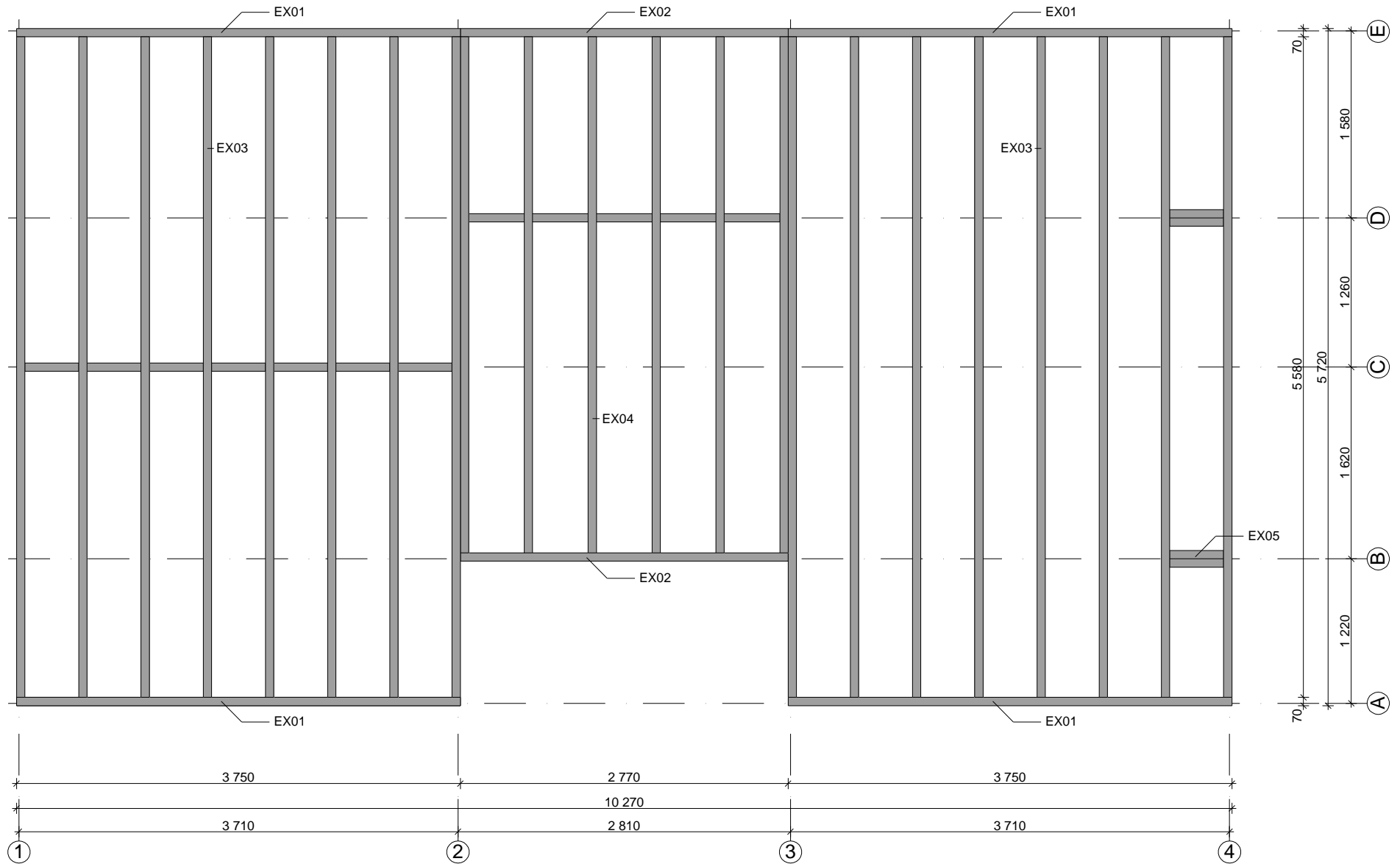
Kristi 70 mm / 1050 x 595 cm - Wall 1; Wall 2

Nr.	Description	Profile mm	Length mm	Quantity	
101			5950	17	
102				6350	1
103			6350	1(1+0)	
201			5950	6	
202				5950	1
203				1920	17
204				1750	17
205				580	17
206				6350	1
207			6350	1(1+0)	

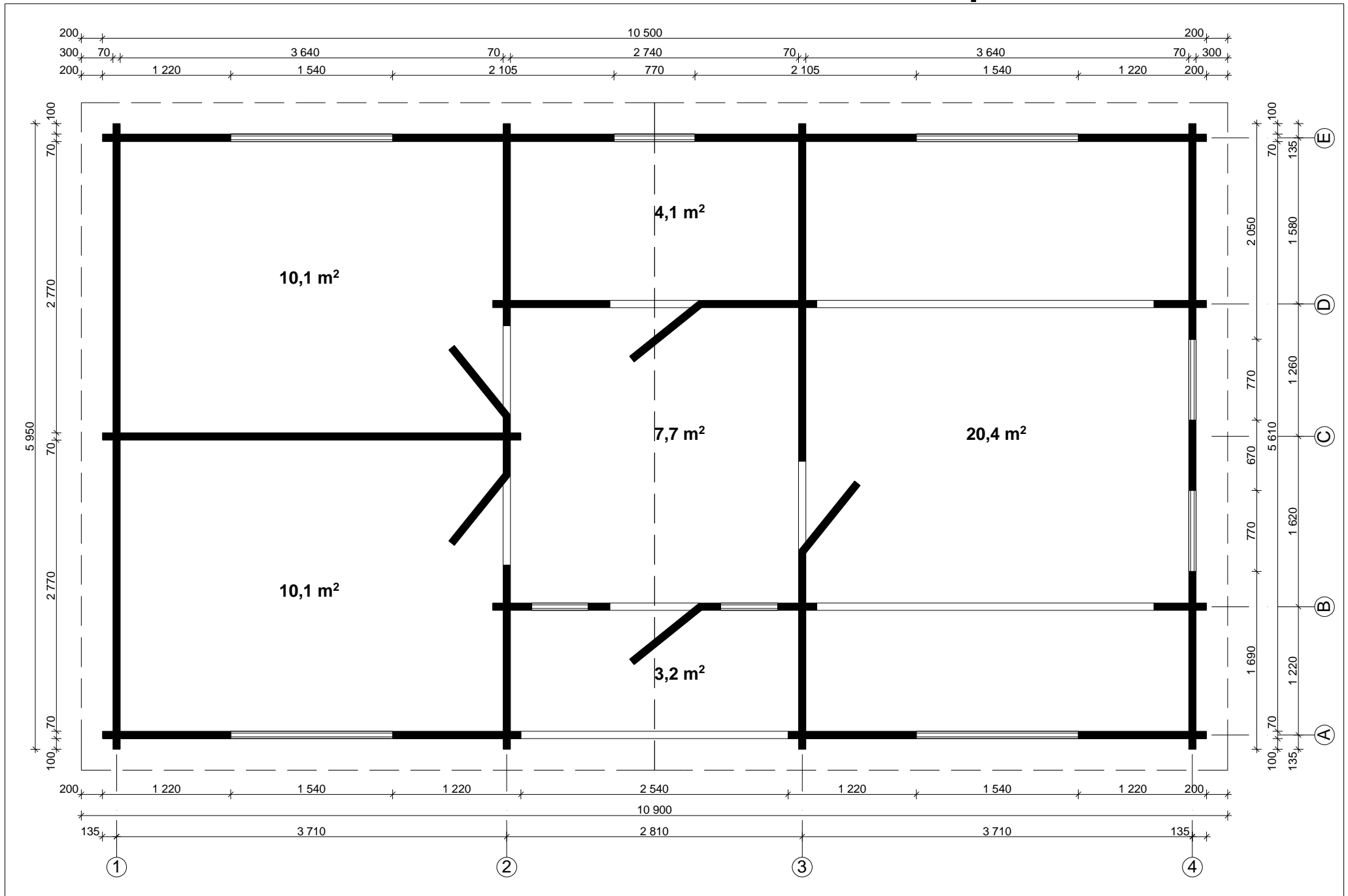
Kristi 70 mm / 1050 x 595 cm - Wall 3; Wall 4

Nr.	Description	Profile mm	Length mm	Quantity
301			5950	6
302			5950	1
303			3210	17
304			1890	17
305			6350	1
306			6350	1(0+1)
401			5950	8
402			2050	9
403			1690	9
404			670	9
405			6350	1
406			6350	1(0+1)

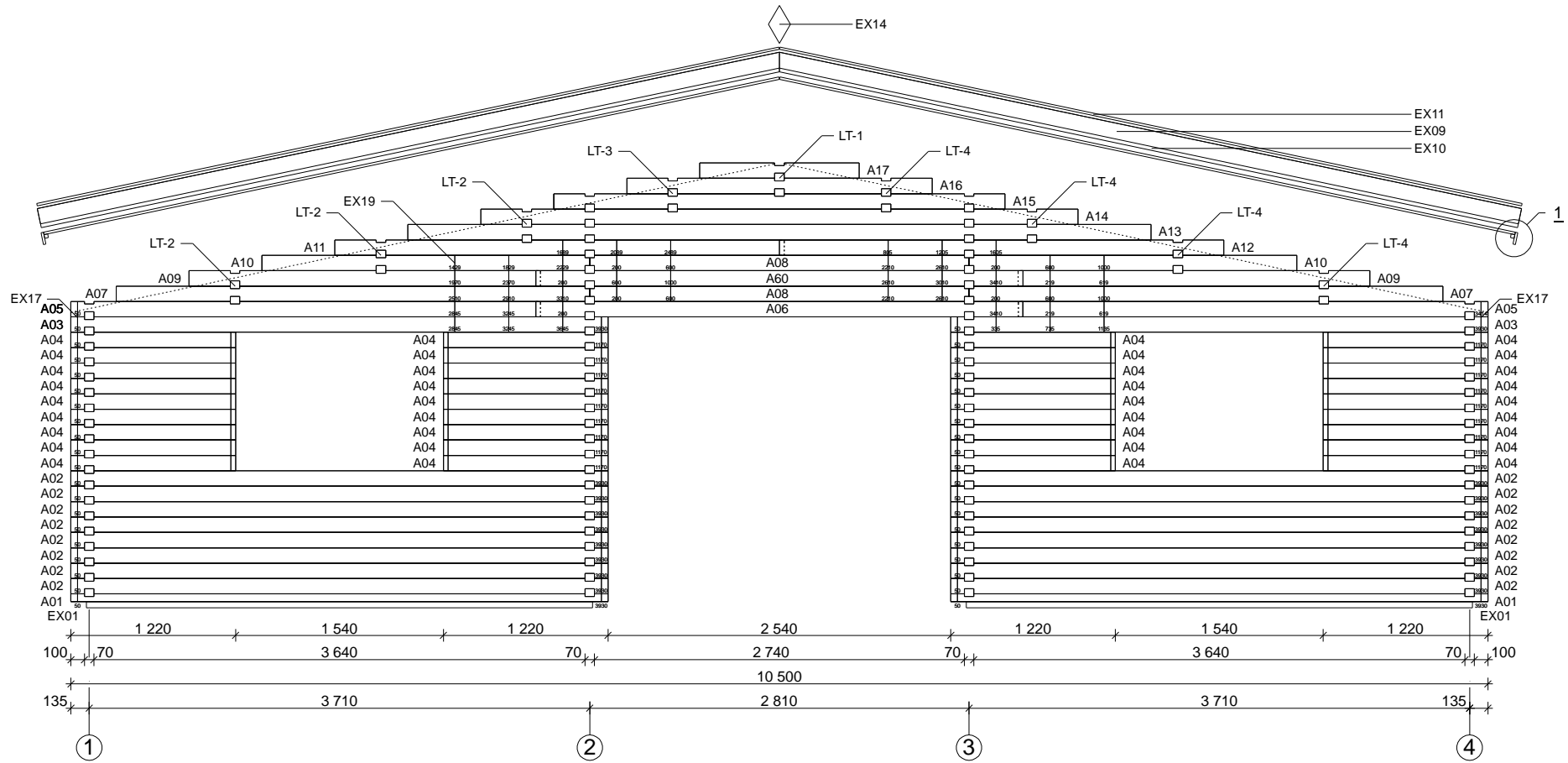
Kristi 70 mm / 1050 x 595 cm - Foundation beams




Kristi 70 mm / 1050 x 595 cm - Ground plan



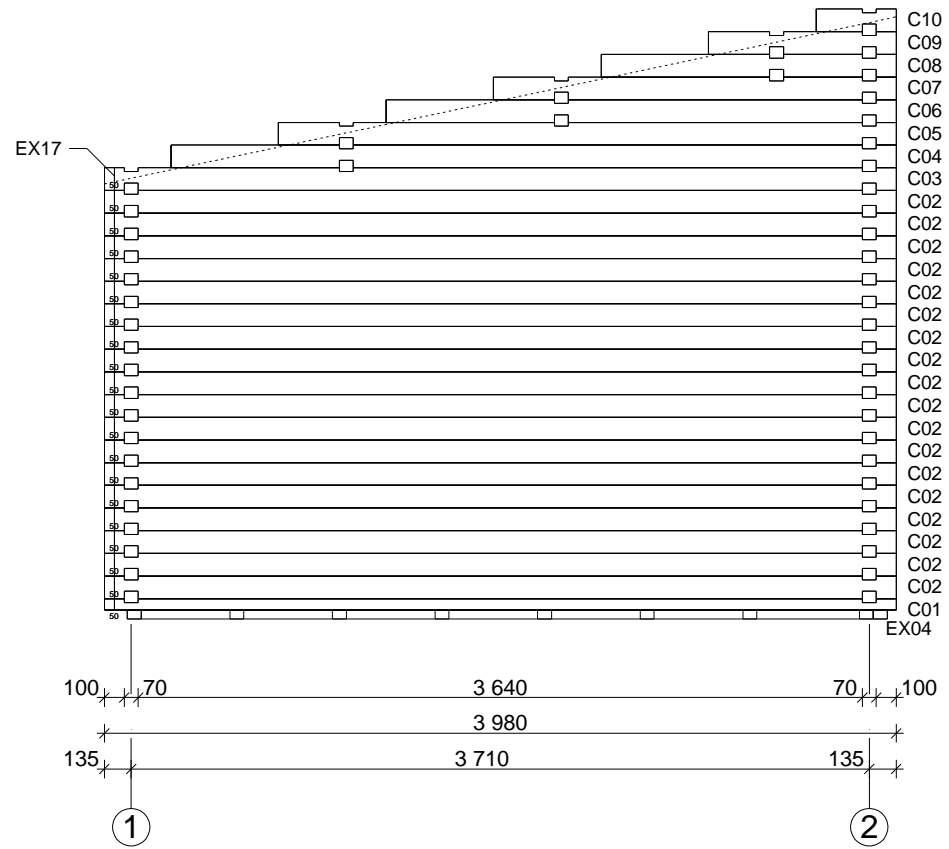
Kristi 70 mm / 1050 x 595 cm - Wall A



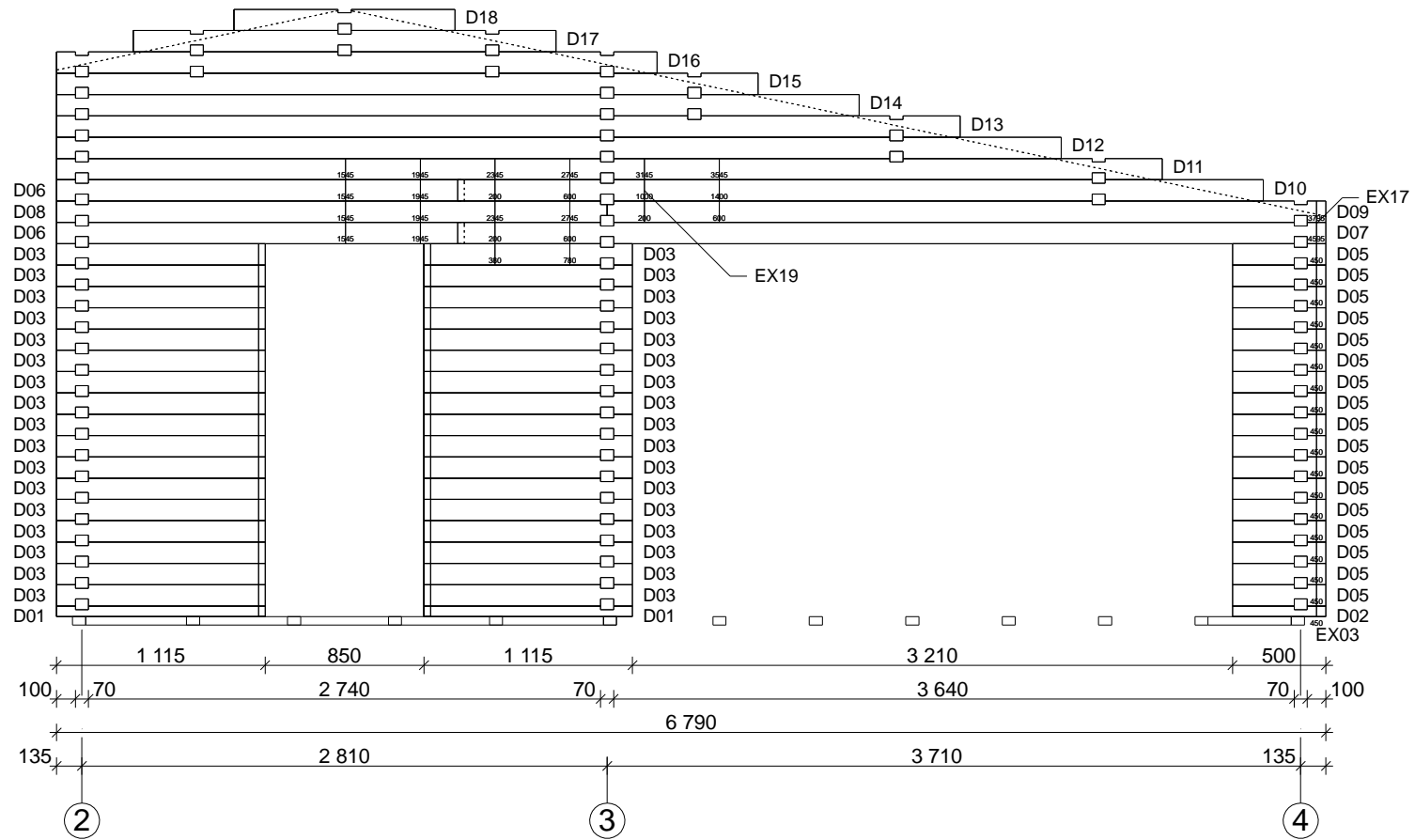
Kristi 70 mm / 1050 x 595 cm - Wall B




Kristi 70 mm / 1050 x 595 cm - Wall C




Kristi 70 mm / 1050 x 595 cm - Wall D




Kristi 70 mm / 1050 x 595 cm - Wall E




Kristi 70 mm / 1050 x 595 cm - Wall 1




Kristi 70 mm / 1050 x 595 cm - Wall 2



Kristi 70 mm / 1050 x 595 cm - Wall 3




Kristi 70 mm / 1050 x 595 cm - Wall 4

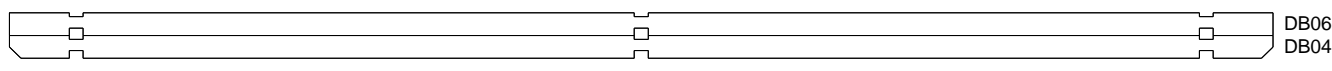


Kristi 70 mm / 1050 x 595 cm - Roof beams


LT-1



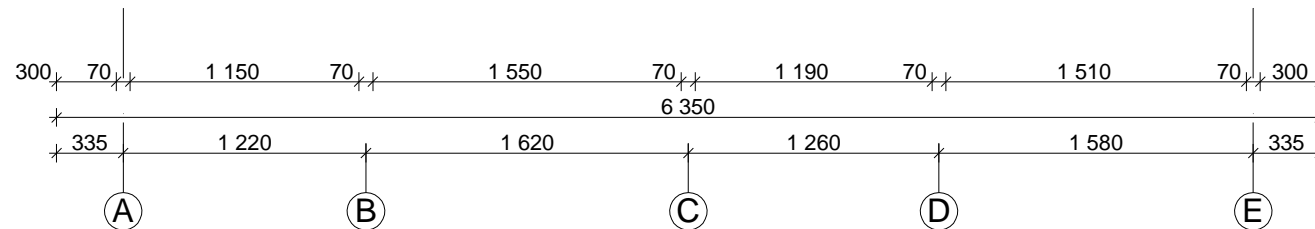

LT-2



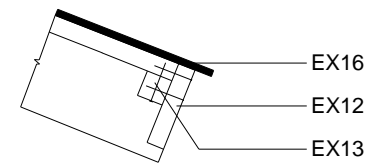
LT-3



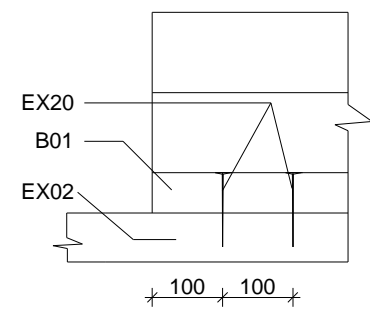
LT-4



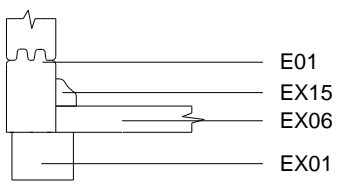
1



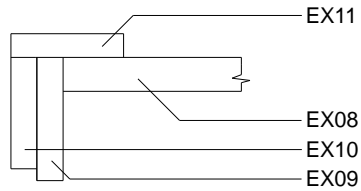
2



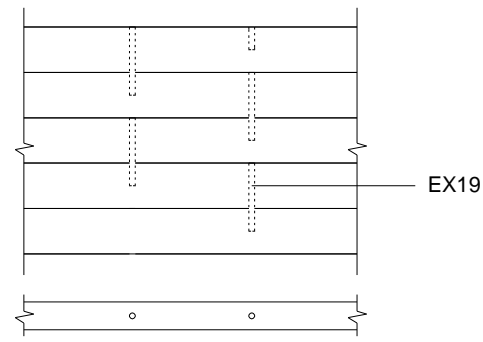
A-A



B-B



3



4

