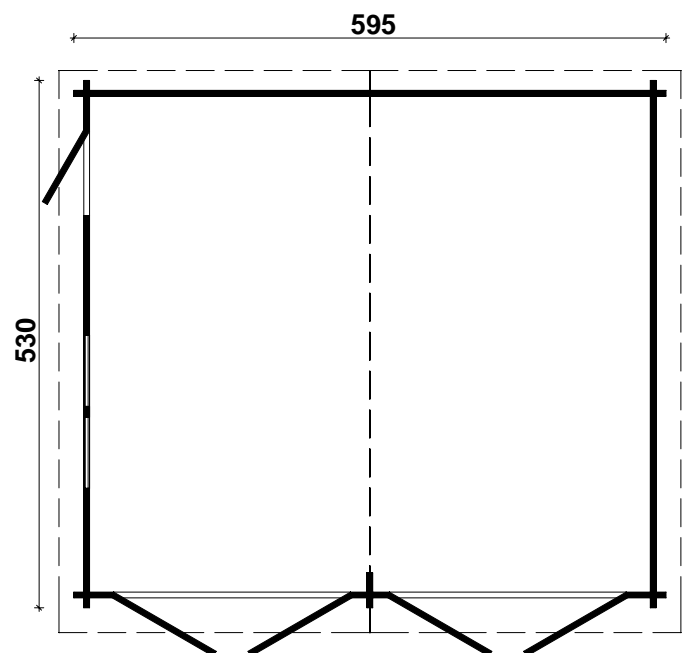


Techn. Daten Garage D








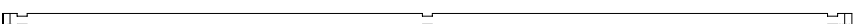

















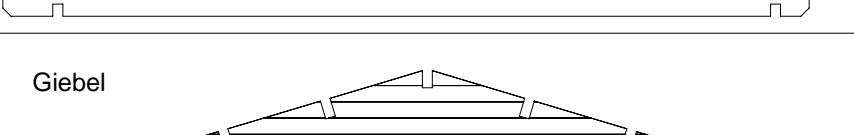





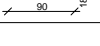
Bohlenaußenmaß (B x T): 595 x 530 cm

Wandaußenmaß: 575 x 510 cm · Bohlenstärke: 70 mm




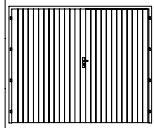
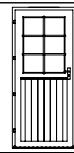
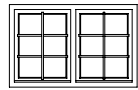


Achtung : Alle angegebenen Maße sind ca. - Maße !

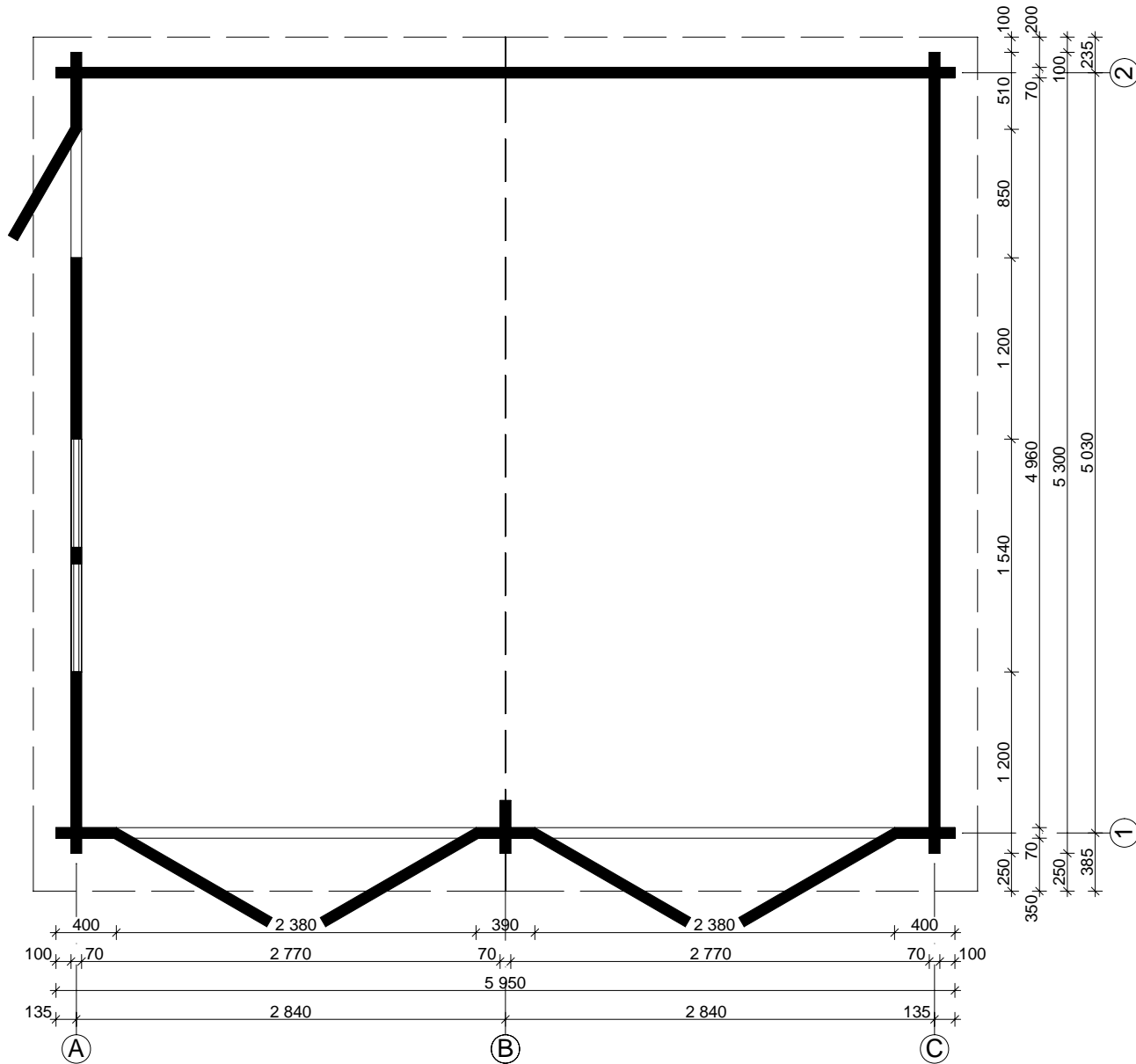
Garage D 70 mm / 595 x 530 cm - Teileliste

Nr.	Beschreibung	Profil mm	Länge mm	Stück		
001	Fundament	28 x 55	5744	2		
002			4984	2		
003			132	1		
004			5950	1		
005			400	2		
006			390	1		
007			350	1		
008			5950	18		
009			5950	1		
010			5300	17		
011			3940	8		
012			1200	9		
013			510	17		
014			400	34		
015			350	19		
016			1200	9		
017			390	17		
018			5650	2		
019	Abgeschrägte Vordachbohle 			5650	2(1+1)	
020	Dachbalken 			70 x 210	5650	6
021	Dachbalken 			70 x 210	5650	1
022	Giebel 		5950	1		
023	Giebel 		5950	1		
024	Dachbretter 		3260	104+2		
025	Giebelblende 		3300	4		
026	Giebelabschlussbrett 		3300	4		

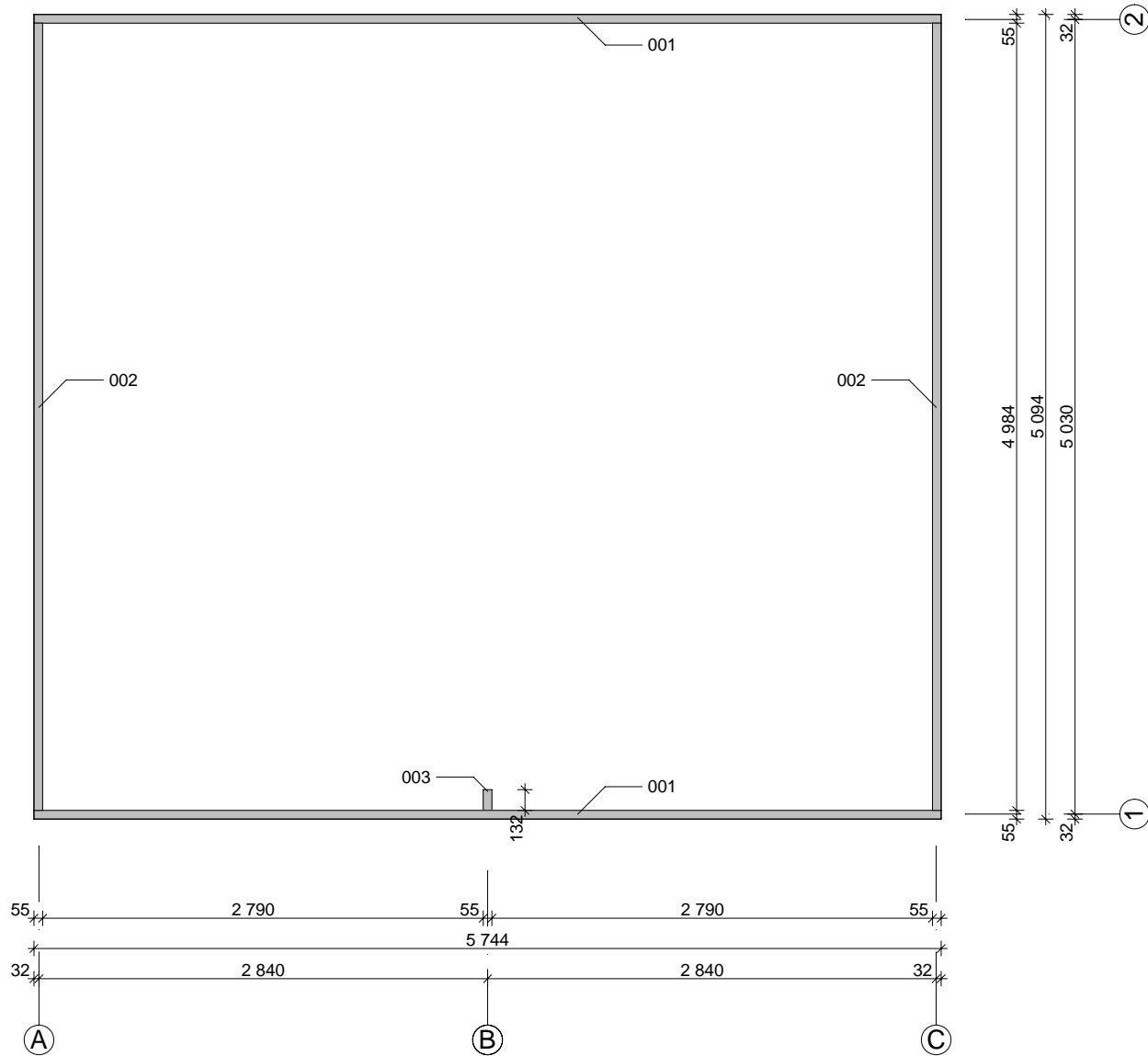
Garage D 70 mm / 595 x 530 cm - Teileliste

Nr.	Beschreibung	Profil mm	Länge mm	Stück
027	Traufenbrett		5650	2
028	Traufenleiste		2825	4
029	Raute			2
030	Dachpappe		5750	8
031	Gewindestangen	∅ 10	2200	4
032			2260	2
033	Mutter, Scheibe			12
034	Schrauben 4,0 x 40, 5,0 x 70, 5,0 x 100			1 Beutel
035	Nägel 2,5 x 50			1 Beutel
036	Nägel 3,0 x 15			1 Beutel
037	Schlaghölzer	70 x 114	300-400	ca. 3
038	Doppeltür 2370 x 1955 mm - 70 mm - R			2
039	Einzeltür 840 x 1890 mm - ISO 70 mm - L			1
040	Doppelfenster 1530 x 990 mm - ISO 70 mm			1

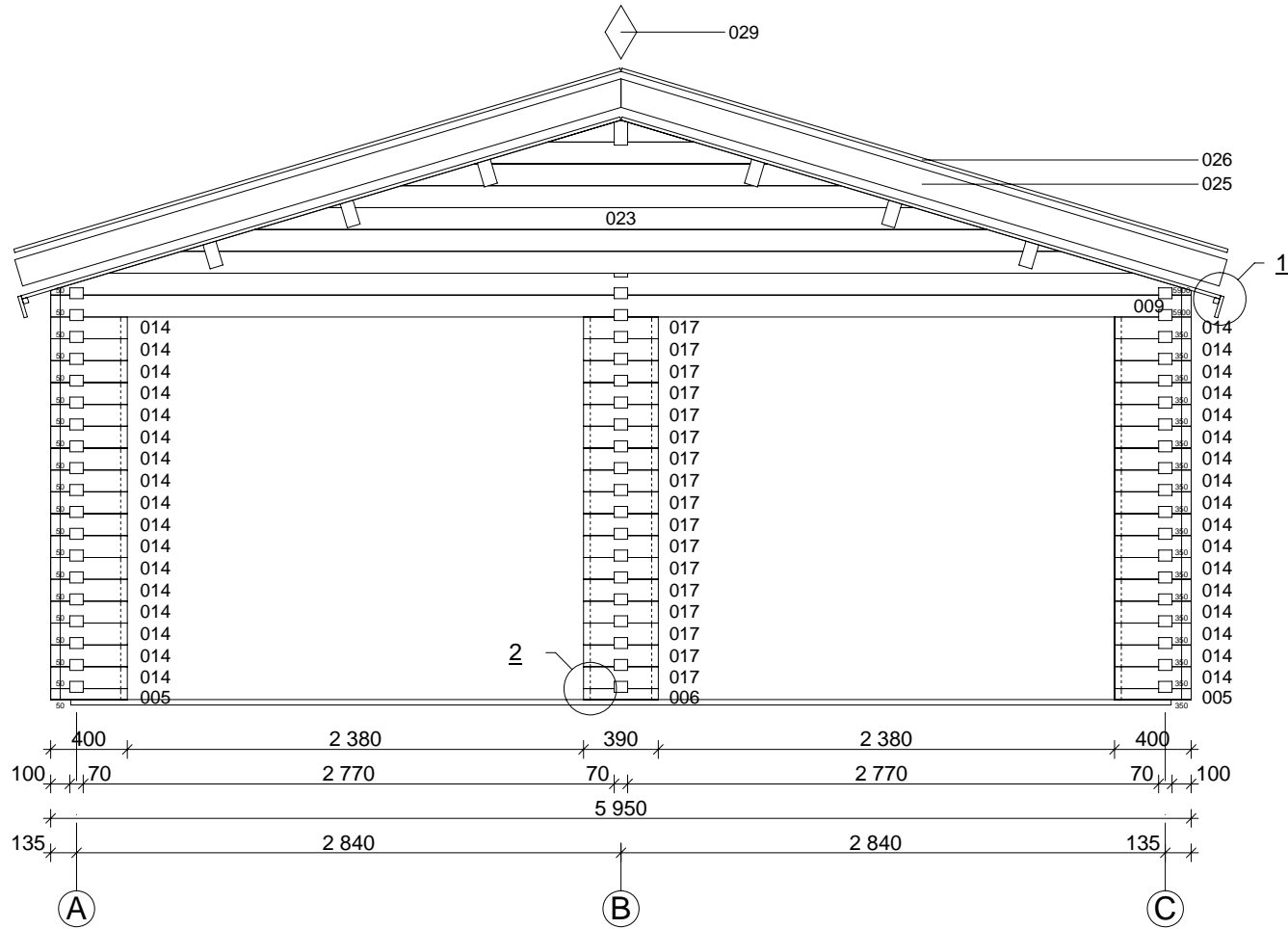
Garage D 70 mm / 595 x 530 cm - Wandplan



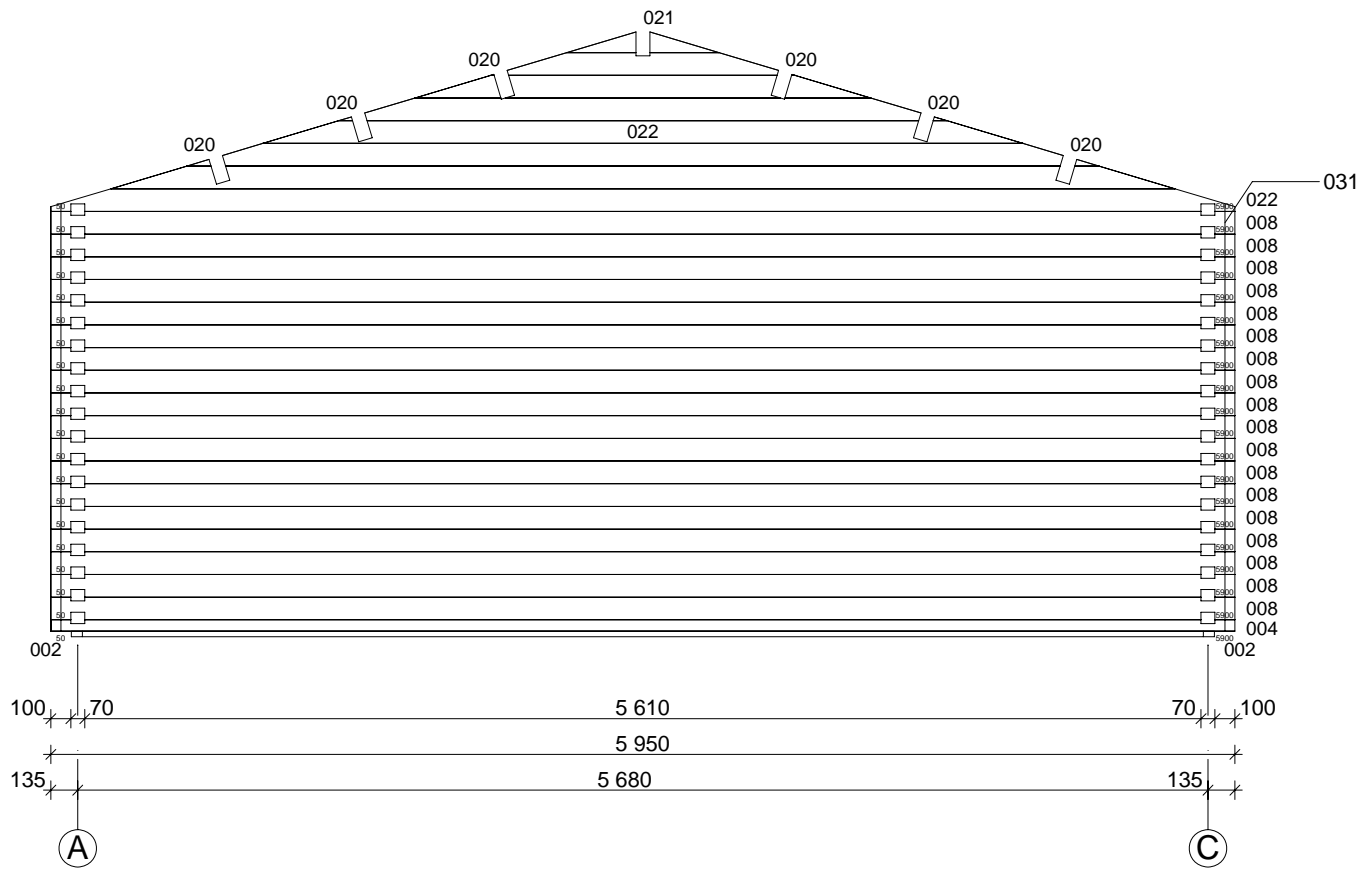
Garage D 70 mm / 595 x 530 cm - Fundamentplan



Garage D 70 mm / 595 x 530 cm - Wand 1




Garage D 70 mm / 595 x 530 cm - Wand 2

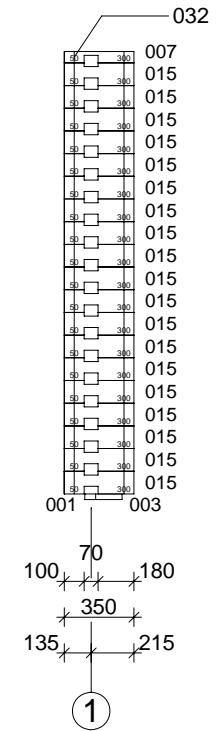


Garage D 70 mm / 595 x 530 cm - Wand A, Wand B

A



B



Garage D 70 mm / 595 x 530 cm - Wand C

