

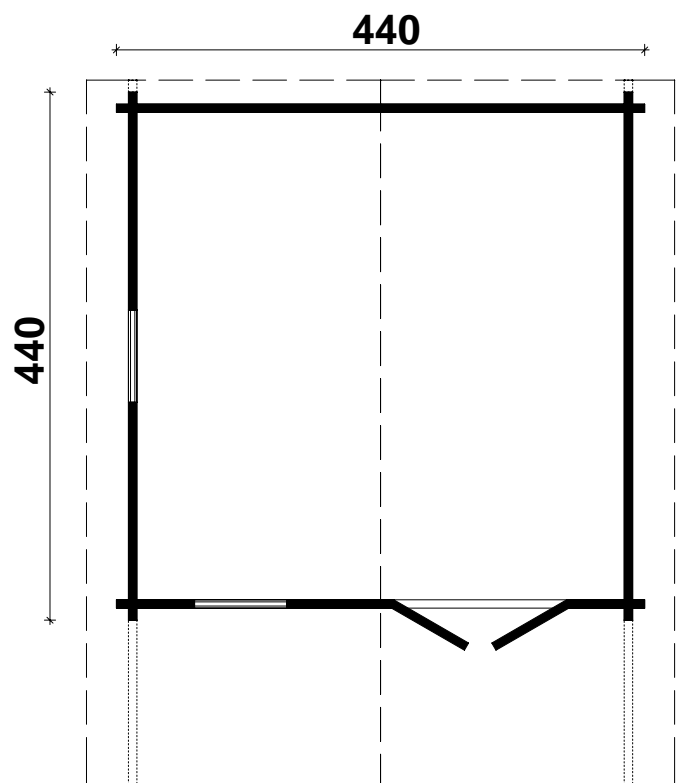
Techn. Daten: Gotland A

Bohlenaußenmaß (B x T): 440 x 440 cm

Wandaußenmaß: 420 x 420 cm · Bohlenstärke: 70 mm





















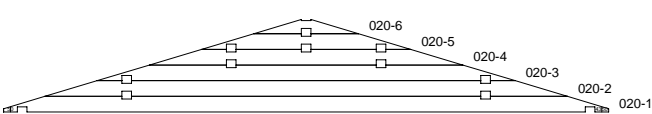




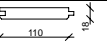
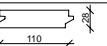


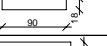






- ! -60x70 Fu.
- 28 mm Fb.
- ohne Dp.



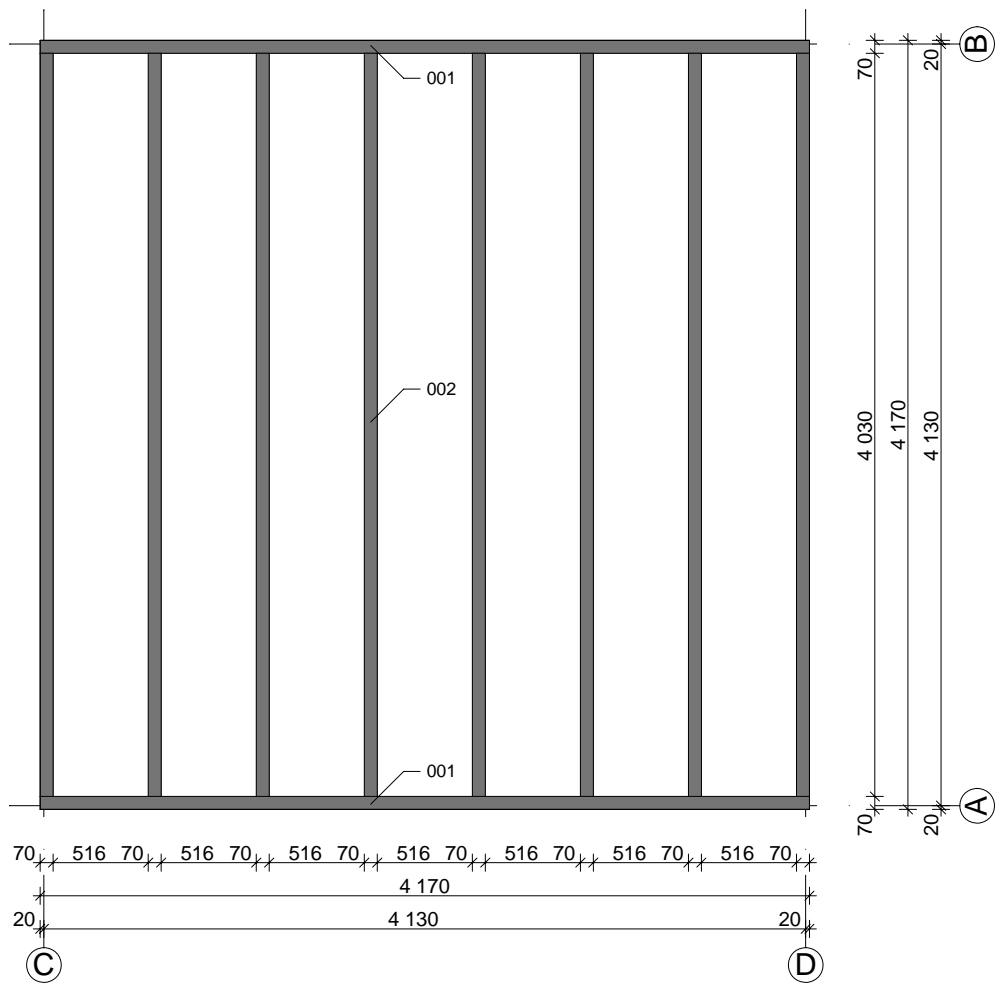
Achtung : Alle angegebenen Maße sind ca. - Maße !

Teileliste Gotland A 70 mm / 440 x 440 cm

Nr.	Beschreibung	Profil mm	Länge mm	Stück	
001	Fundamenthölzer		4170	2	
002			4030	8	
003			2310	1	
004			650	1	
005			4400	1	
006			4400	19	
007			4400	22	
008			2310	8	
009			1815	15	
010			650	26	
011			890	9	
012			2095	1	
013			2375	1	
014			2655	1	
015			4680	1	
016			4960	1	
017			5240	1	
018			5900	7	
019			5900	1	
020				4400	2
021				5900	1
022				5900	6(3+3)
023	Dachpappe			--	--
024	Dachbretter		2550	108+2	
025	Fußbodenbretter		4057	37+1	
026	Giebelblende 		2600	4	
027	Giebelabschlussbrett		2600	4	
028	Traufenbrett		5900	2	
029	Traufenleiste		5900	2	
030	Raute			2	
031	Fußleisten		ca. 16,3 m		
032	Gewindestange		2200	4	
033	Schrauben 4,0 x 40; 4,5 x 70; 5,0 x 100			1 Beutel	
034	Nägel 2,2 x 50; 2,5 x 70			1 Beutel	
035	Dachpappnägel 3,0 x 15			--	
036	Mutter, Scheibe			8	

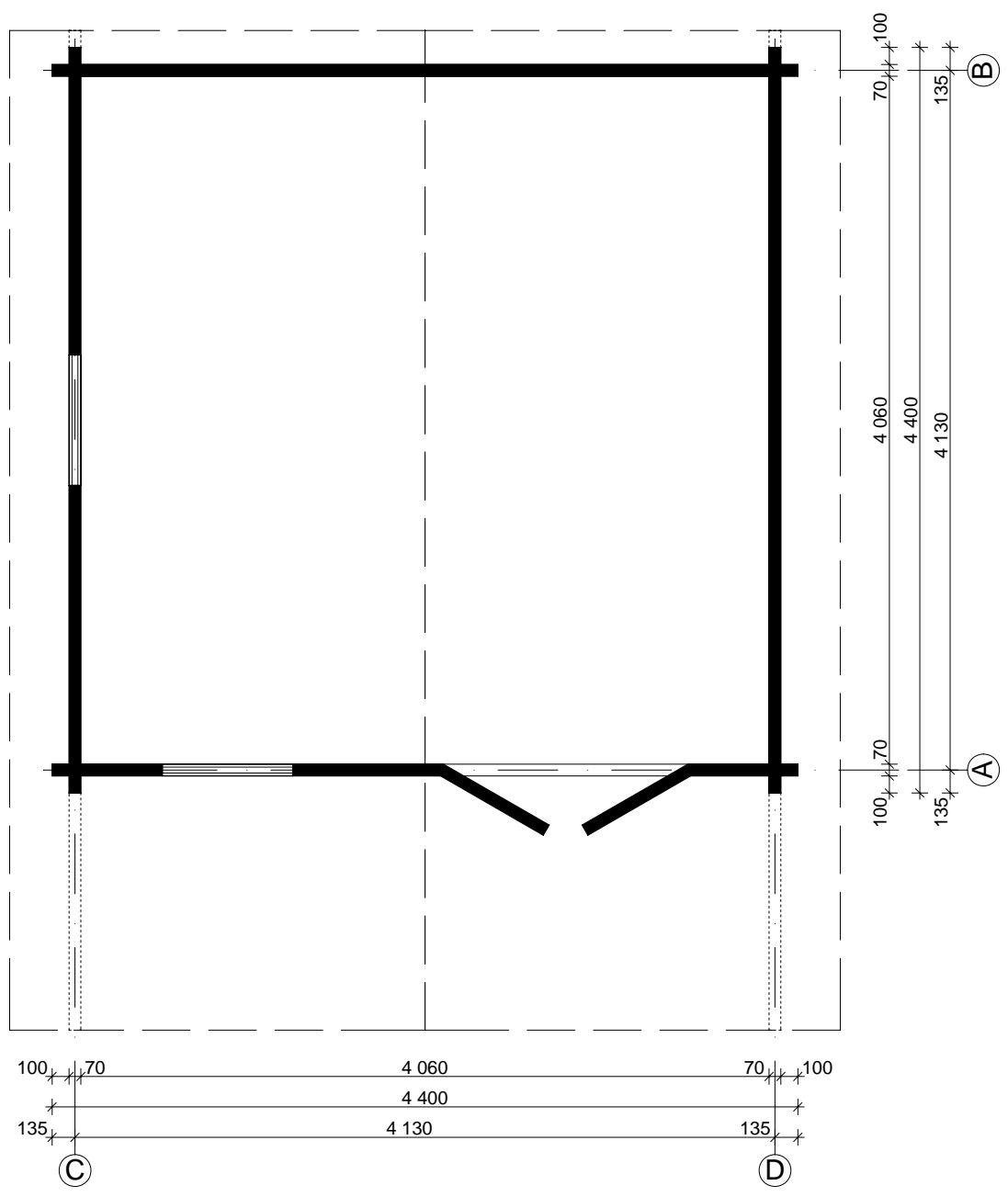
Gotland A 70 mm / 440 x 440 cm

Fundamentplan



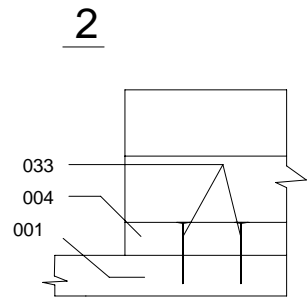
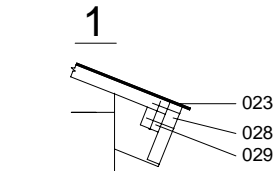
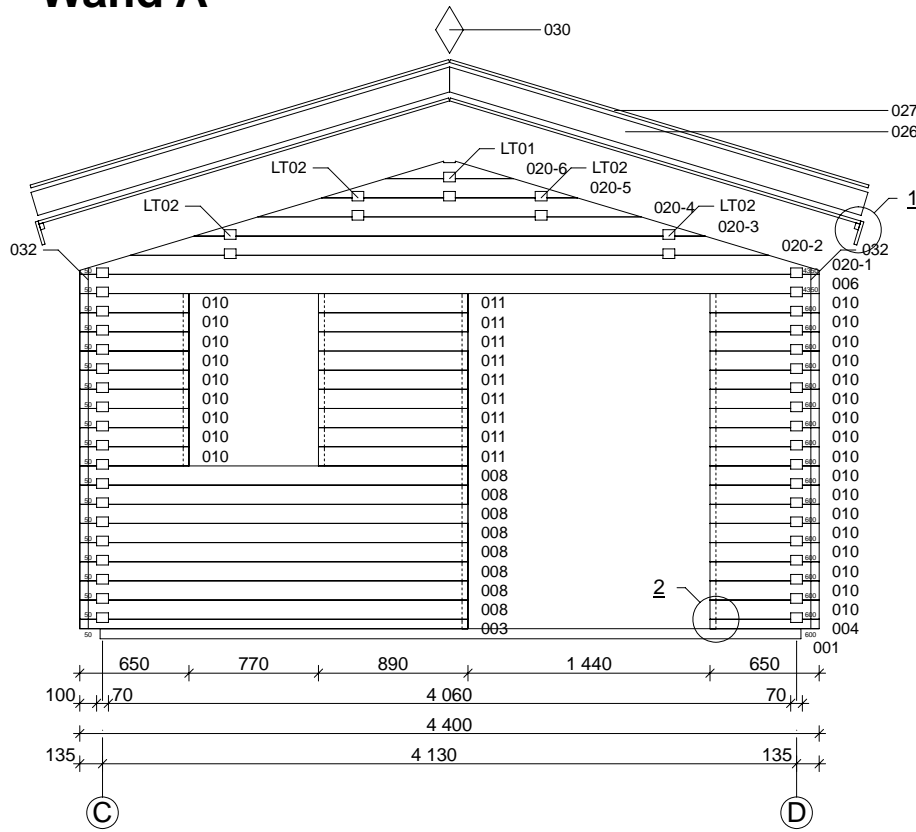
Gotland A 70 mm / 440 x 440 cm

Wandplan

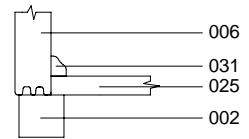


Wandplan Gotland A 70 mm / 440 x 440 cm

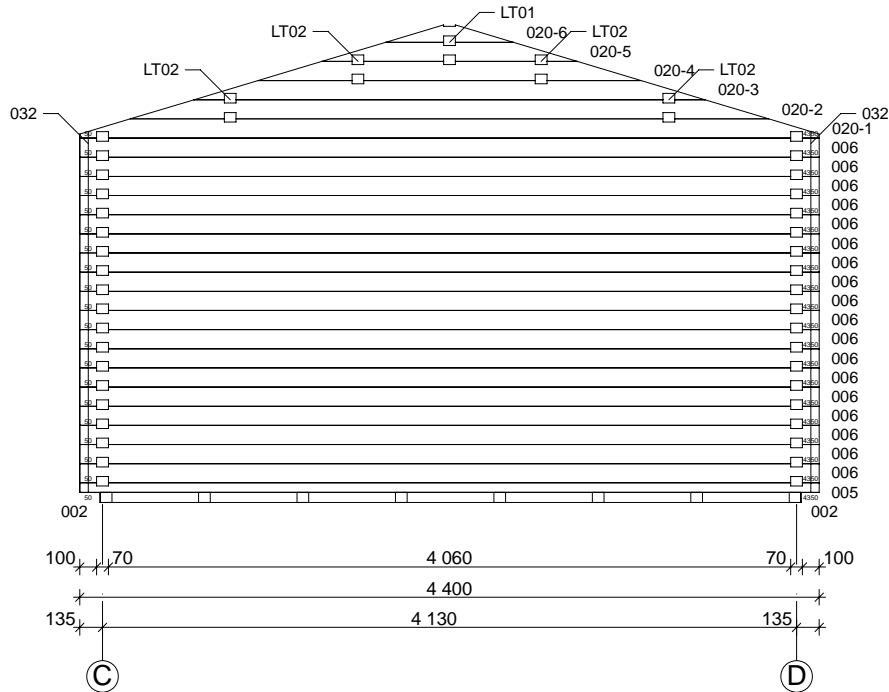
Wand A



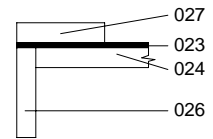
100 / 100
A-A



Wand B




B-B

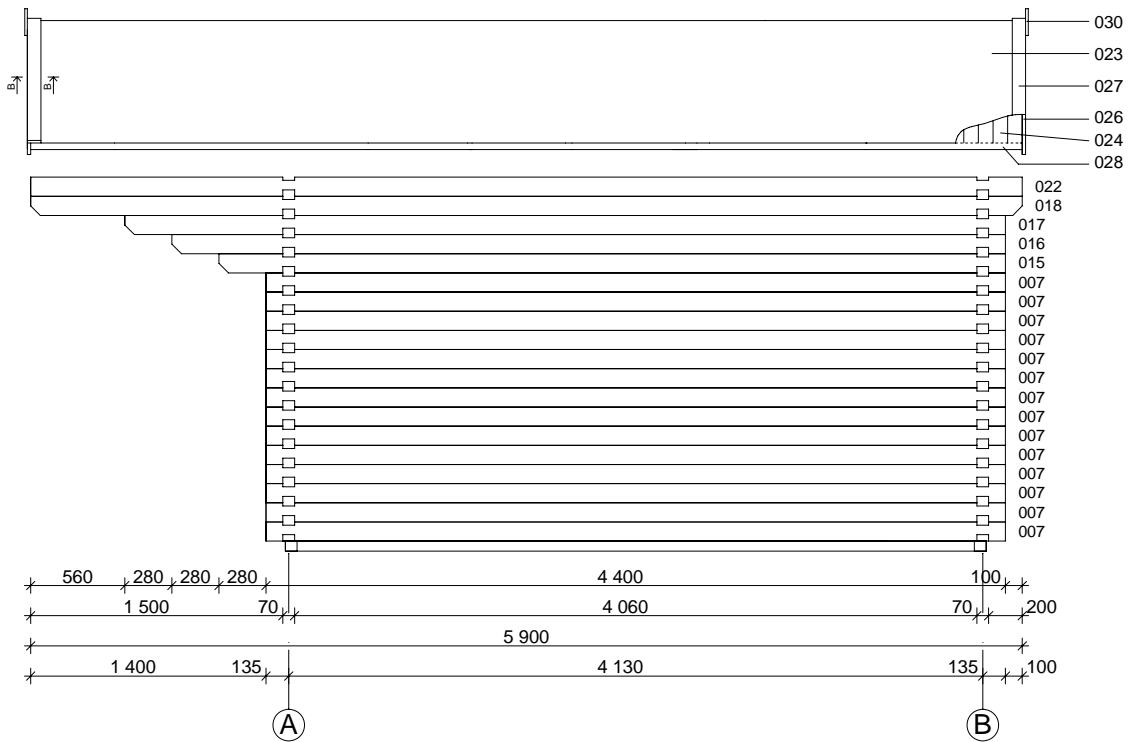


Wandplan Gotland A 70 mm / 440 x 440 cm


Wand C



Wand D



LT01



LT02

